

# Panic! At The Disco - High Hopes

Tom: Bb  
Intro: Bb F Dm C  
Bb F Dm Am

[Refrão]

Had to have high, high hopes for a living  
Shooting for the stars when I couldn't make a killing  
Didn't have a dime but I always had a vision  
Always had high, high hopes

Had to have high, high hopes for a living  
Didn't know how but I always had a feeling  
I was gonna be that one in a million  
Always had high, high hopes

[Primeira Parte]

Mama said  
Fulfill the prophecy  
Be something greater  
Go make a legacy  
Manifest destiny  
Back in the days  
We wanted everything, wanted everything

Mama said  
Burn your biographies  
Rewrite your history  
Light up your wildest dreams  
Museum victories, everyday  
We wanted everything, wanted everything

[Pré-Refrão]

Mama said don't give up, it's a little complicated  
All tied up, no more love and I'd hate to see you waiting

[Refrão]

Had to have high, high hopes for a living  
Shooting for the stars when I couldn't make a killing  
Didn't have a dime but I always had a vision  
Always had high, high hopes

Had to have high, high hopes for a living  
Didn't know how but I always had a feeling  
I was gonna be that one in a million

Always had high, high hopes  
[Segunda Parte]

Mama said  
It's uphill for oddities  
The stranger crusaders  
Ain't ever wannabes  
The weird and the novelties  
Don't ever change  
We wanted everything, wanted everything

Stay up on that rise  
Stay up on that rise and never come down  
Stay up on that rise  
Stay up on that rise and never come down

[Pré-Refrão]

Mama said don't give up, it's a little complicated  
All tied up, no more love and I'd hate to see you waiting  
They say it's all been done but they haven't seen the best of me  
So I got one more run and it's gonna be a sight to see

[Refrão]

Had to have high, high hopes for a living  
Shooting for the stars when I couldn't make a killing  
Didn't have a dime but I always had a vision  
Always had high, high hopes

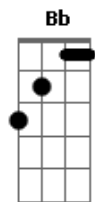
Had to have high, high hopes for a living  
Didn't know how but I always had a feeling  
I was gonna be that one in a million  
Always had high, high hopes

Had to have high, high hopes for a living  
Shooting for the stars when I couldn't make a killing  
Didn't have a dime but I always had a vision  
Always had high, high hopes

Had to have high, high hopes for a living  
Didn't know how but I always had a feeling  
I was gonna be that one in a million  
Always had high, high hopes

# Acordes

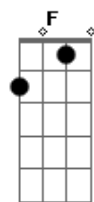
**Bb**



© ukulele-chords.com

Detailed description: A 4-string ukulele fretboard diagram for the Bb chord. The strings are numbered 1 to 4 from top to bottom. Fingering: String 1 has a bar at the 1st fret; String 2 has a dot at the 2nd fret; String 3 has a dot at the 1st fret; String 4 is empty.

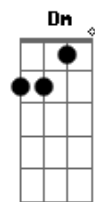
**F**



© ukulele-chords.com

Detailed description: A 4-string ukulele fretboard diagram for the F chord. The strings are numbered 1 to 4 from top to bottom. Fingering: String 1 has a dot at the 1st fret; String 2 has a dot at the 2nd fret; String 3 has a dot at the 1st fret; String 4 is empty.

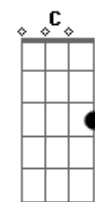
**Dm**



© ukulele-chords.com

Detailed description: A 4-string ukulele fretboard diagram for the Dm chord. The strings are numbered 1 to 4 from top to bottom. Fingering: String 1 has a dot at the 2nd fret; String 2 has a dot at the 2nd fret; String 3 has a dot at the 1st fret; String 4 is empty.

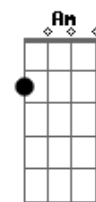
**C**



© ukulele-chords.com

Detailed description: A 4-string ukulele fretboard diagram for the C chord. The strings are numbered 1 to 4 from top to bottom. Fingering: String 1 is empty; String 2 is empty; String 3 has a dot at the 1st fret; String 4 has a dot at the 1st fret.

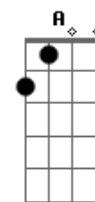
**Am**



© ukulele-chords.com

Detailed description: A 4-string ukulele fretboard diagram for the Am chord. The strings are numbered 1 to 4 from top to bottom. Fingering: String 1 is empty; String 2 has a dot at the 1st fret; String 3 is empty; String 4 is empty.

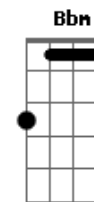
**A**



© ukulele-chords.com

Detailed description: A 4-string ukulele fretboard diagram for the A chord. The strings are numbered 1 to 4 from top to bottom. Fingering: String 1 has a dot at the 2nd fret; String 2 has a dot at the 2nd fret; String 3 is empty; String 4 is empty.

**Bbm**



© ukulele-chords.com

Detailed description: A 4-string ukulele fretboard diagram for the Bbm chord. The strings are numbered 1 to 4 from top to bottom. Fingering: String 1 has a bar at the 1st fret; String 2 has a dot at the 2nd fret; String 3 has a dot at the 1st fret; String 4 is empty.