

# Oingo Boingo - Stay

Tom: F  
Intro: F

(F Cm) (Teclado, Baixo e Bateria)  
This is not the first time - you tried to get away.  
This is not a party - where people know your name.  
This is not a classroom - with teacher at the board.  
This is not a cat show - with prizes at the door.

Bb Gbm Bb Db  
Go - Don't you go?  
Bb Gbm Bb Db  
Stay with me one more day.  
Ab Gbm Ab Db  
If we get through one more night.  
Ab Gbm Ab Db  
If we get through one more night.  
Intro: 2 vezes

(F Cm) (Teclado, Baixo e Bateria)  
This is not a horse race - where winner beats the time.  
This is not a funeral - with mourners in a line.  
This is not a sitcom - where everything's alright.  
This is not a prison - with terror through the night.

Bb Gbm Bb Db  
Go - Don't you go?  
Bb Gbm Bb Db  
Stay with me one more day.  
Ab Gbm Ab Db  
If we get through one more night.  
Ab Gbm Ab Db  
If we get through one more night.  
Intro: 2 Vezes

(F Cm) (Teclado, Baixo e Bateria)  
This is not the first time - you tried to get away.  
RIFF 1

This is not a party - where people know your name.  
This is not a classroom - with teacher at the board.  
RIFF 2

This is not a cat show - with prizes at the door.

Bb Gbm Bb Db  
Go - Don't you go?  
Bb Gbm Bb Db  
Stay with me one more day.  
Ab Gbm Ab Db  
If we get through one more night.  
Ab Gbm Ab Db  
If we get through one more night.  
Intro: 2 Vezes

Bb Gbm Bb Db  
Go - Don't you go?  
Bb Gbm Bb Db  
Stay with me one more day.  
Ab Gbm Ab Db  
If we get through one more night.  
Ab Gbm Ab Db  
If we get through one more night.

(Voz e Teclado)  
Go - Don't you go?  
Stay with me one more day.  
If we get through one more night.  
If we get through one more night.  
Intro: até o final

This is not the first time - you tried to get away.  
This is not a party - where people know your name. (2ª Voz)

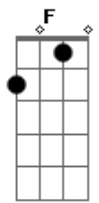
Uh, uh, uh, uh, uh, uh, uh where people know your name.  
Uh, uh, uh, uh, uh, uh, uh where people know your name.  
Uh, uh, uh, uh, uh, uh, uh where people know your name.

Obs.: Essa arranjo é o original. Tocando com a banda fica perfeito.

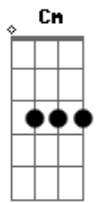
A linha de baixo pode ser tirada com base nesses acordes.  
O segredo é escutar bem a música pra pegar o tempo certinho.

Prestar atenção na intro para a hora da entrada do baixo,  
bateria e teclado. Par quem for tocar com o violão,  
basta executar todos os acordes. A intro fica maneira no violão,  
porém os riffs não, aí vale o improviso.

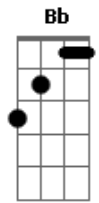
## Acordes



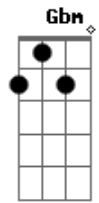
© ukulele-chords.com



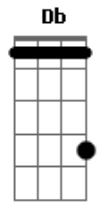
© ukulele-chords.com



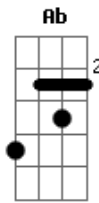
© ukulele-chords.com



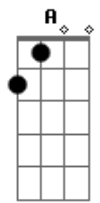
© ukulele-chords.com



© ukulele-chords.com



© ukulele-chords.com



© ukulele-chords.com