

The Offspring - Album Ignition

Tom: **E**
 Intro: (2nd guitar):
 7 1 2 3 4 5 6
 8 1

Note: First and last tact are same.

Then, on the 2 time, 6th tact of intro, the first guitar plays this one time::

Intro: (1st guitar):

During the intro by 1st guitar, the second plays its part in the background and then the vocals.

During the Chorus the 1st guitar doesn't play anything and the second stops playing and plays this 3 times:

Chorus (2nd Guitar)

and then plays the Chorus ending:

Then first guitar plays its intro once and second plays its intro to the next chorus.

After that 2nd guitar plays the chorus. Next, after the Chorus the first guitar plays and solo wich is this:

Solo by 1st Guitar

Then the first guitar plays its intro once, after that the 2nd plays Chorus and the song finished.

Note: Listen to the real song for timing.

Forever and a Day

Intro: horus:

Verse:

Bridge:

Solo:

Note: The slide up to fret 14 and that little 2 string chord (which is played a few times, but I didn't want to put it all in) is the only part I'm not sure about. The rest is ok.

Get It Right

Intro:
 I've been told that to get what you want...

PM
 Tomorrow comes and things...

Still can't get it right...

Repeat all, then:

No way out...

No way out...No way out...

Get it right now (No way out)...

Still can't get it right...

Never, never, never

HYPODERMIC

Intro: E-----|
 B-----|
 G---14/---|
 D-----|
 A-----|
 E-----|

VERSE

E-----|
 B-----|
 G-----5-5555-77-----|
 D---7-7777-7-33-5-5555-55-77-----|
 A---7-7777-7-33-3-3333-55-55-----|
 E---5-5555-5-11-----33-----|
 PM

PRE-CHORUS

E-----|
 B-----|
 G-----10-5555-7777-|
 D---7777777-10-5555-7777-|
 A---7777777--8-3333-5555-|
 E---5555555-----|

CHORUS

E-----|
 B-----|
 G---10~12~-----5-7-5-----5-----5-7-|
 D---10~12~7777-5-7-5-7777-5-55-----7777-5-7-|
 A---8~10~7777-3-5-3-7777-3-55-(x2)-7777-3-5-|
 E-----5555-----5555--33-----5555-----|

CHORUS 2

E-----|
 B-----|
 G---10~12~-----5-7-5-----5-----10~12~--|
 D---10~12~7777-5-7-5-7777-5-55-10~12~--|
 A---8~10~7777-3-5-3-7777-3-55--8~10~--|
 E-----5555-----5555--33-----|

CHORUS 3

E-----|
 B-----|

G-----5-7-5-----9-10-12----|
D---7777-5-7-5-7777-9-10-12----|
A---7777-3-5-3-7777-7--8-10----|
E---5555-----5555-----|

ORDER
Intro: VERSE x8
PRE-CHORUS x3
CHORUS
Intro: x2
VERSE x6
PRE-CHORUS x3
CHORUS
VERSE x6
PRE-CHORUS X3
CHORUS 2
CHORUS 3 x11

Kick Him When Hes Down

Intro: (Try to work out the strumming, the rest is easy though)

E|

Main riff

Verse (x1) x4 1,3,
2,4

PM

Chorus (x3)

End Chorus (x1)

Solo part 1 (x3)

Solo part 2 (x1)

End on

e|----|
B|----|
G|-9\--|
D|-9\--|
A|-7\--|
E|----|

L.A.P.D.

Intro: (strum the open E & A strings with palm muting then)

Verse: play intro riff with heavy palm muting

Chorus:

solo

E-----10-10-9-9-----9-9-----|
B--12-12-----10-10-----10-10-11/12-11/12--| X2
G-----|
D-----|
A-----|
E-----|

E-----14-14-12-12-----12-12-----|
B--12-12-----13-13-----13-13-14/15-14/15--|
G-----|
D-----|
A-----|
E-----|

E-----10-10-9-9-----9-9-----|
B--12-12-----10-10-----10-10-11b-11b-11--|

G-----|
D-----|
A-----|
E-----|

E-----|
B--11x7-12~~~~-12/18-----|
G-----|
D-----|
A-----|
E-----|

NO HERO

Intro: - Slight Distortion

Same but with Distortion

Verse 1
PM.....

Pre-Chorus

Chorus 1

Interlude (=Guitar 2) PM.....

PM...

PM.....

PM.....

Nothing From Something

Intro:

Verse x3

Chorus x4

Intro: Verse x2

Chorus x4

(I haven't quite figured out the solo and bridge part but I'm working on it)

Chorus x4

Ending

x x x x x x x x x x x x x x x

Session

Intro:

I don't know when it got this way...

Session, I'll never learn...

repeat

Interlude:

Take It Like A Man

Intro: x8

Intro: x4

Verse (x2)

|x xxxx x xx x xxxx x xxx|

Chorus

Chorus (cont.)

Pre-Verse (x4)

|x x x x x x x x x|

Verse (x2)

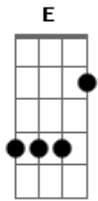
Chorus

Bridge (Rhythm is tricky)

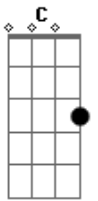
|x xxxxx xx xx|

Bridge (Cont.)

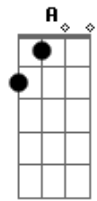
Acordes



© ukulele-chords.com



© ukulele-chords.com



© ukulele-chords.com

Chorus
Intro: x4
Verse

Ending

We Are One

Intro:
Intro: 2

We are one with ourselves ...

Well it won't be wrong ...

We are one! We are free! ...

repeat

Outro