

Oasis - Listen Up

Tom: A

[NOTE: During the verses of this song, there are 2 guitars playing 2 completely different parts. Below are the tabbed parts for guitar 2, with the chords played by guitar 1 listed above the tabbed part.]
Intro: -----

[NOTE: The intro minus the part before the exclamation points above is what guitars 1 & 2 play during all the verses of the song. Listed below over the lyrics will be only the chords played by guitar 1, but the part played by guitar 2 is also being played in the song.]

[ANOTHER NOTE: After guitar 1 has played each chord progression above (Gbm A E D A), this is how the second "A" in the chord progression is played by guitar 1:]

Verse 1

Gbm A E D A
Listen up, what's the time, said today I'm gonna speak my mind
Gbm A E D A
Take me up to the top of the world I wanna see my crime
Gbm A E D A
Day by day there's a man in a suit, he's gonna make you pay
Gbm A E D
A
For the thoughts that you think and the words they won't let
you say

Pre-chorus

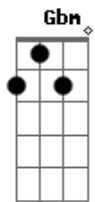
Gbm F#mM Gbm B7
One fine day, gonna leave you all behind
Bm D E
It wouldn't be so bad if I had time

Chorus

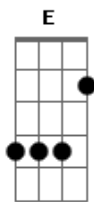
Acordes



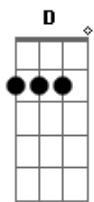
© ukulele-chords.com



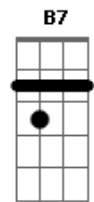
© ukulele-chords.com



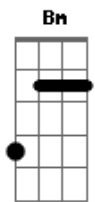
© ukulele-chords.com



© ukulele-chords.com



© ukulele-chords.com



© ukulele-chords.com

D A E
Sailing down the river alone
I've been tryin' to find my way back home
D A Gbm
But I don't believe in magic
D A
Life is automatic
B7 D A (pick "A" like guitar 2
in verse)
But I don't don't mind being on my own
B7 D A A
No I don't mind being on my own

Tab for high pitched guitar in background of chorus:
You'll hear this little riff repeating again and again in the
chorus
background with some sort of weird guitar effect used on it:

[REPEAT VERSE 1]

[PRE-CHORUS]

[CHORUS]

Guitar Solo (played along with verse chords):

Tab key:
b=bend (14b15 means bend the string at the 14th fret to make
the note
that would be heard if you played the string at the 15th fret
without
bending]
r=release
s=slide
h=hammer on
p=pull off

Solo continued (now using chords for pre-chorus):

[CHORUS]

Song ends with a repeated A chord.