

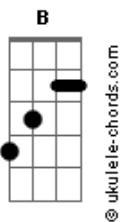
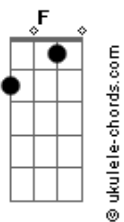
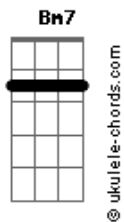
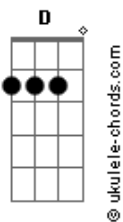
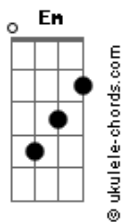
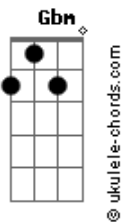
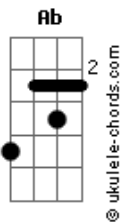
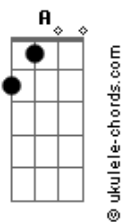
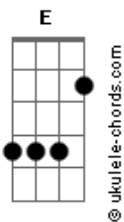
O Teatro Mágico - O Que Se Perde Enquanto Os Olhos Piscam

Tom: A

A
 Pronde vai?
 Ab Gbm
 Toda tampa de caneta?
 Em D
 todo recibo de estacionamento?
 Bm7 A
 todo documento original?
 E Gbm
 Isqueiro, caderneta,
 F D
 a camiseta com aquele sinal...
 Bm7
 Pronde vai... toda palheta?
 D E
 Pronde foi... todo nosso carnaval?
 A
 Pronde vai?
 Ab Gbm
 Todo abridor de lata?
 Em D
 Toda carteira de habilitação?
 Bm7 A
 Recado não dado, centavo, cadeado?
 E Gbm
 Todo guarda-chuva!
 F D
 Pra fuga pro temporal!
 Bm7
 Pronde vai... o achado, o perdido?
 D
 eu não sei, veja bem...
 E A
 não me leve a mal...
 A
 Pronde vai?
 Ab Gbm
 todo outro pé de meia,
 Em D
 carteira, brinco e aparelho dental?
 Bm7
 pronde vai... toda diadema?
 D E
 recibo, receita e o nosso enredo inicial?
 B
 Pronde vai?
 Gb Abm7
 toalha de acampamento,
 Gbm7 E
 presilha, grampo, batom de cacau
 elástico de cabelo
 Dbm B
 lápis, óculos, clips, lente de contato?
 Gb Abm7
 a nossa má memória!
 Eb7 E
 a denúncia no jornal?
 Dbm E
 pronde vai... aliança, chaveiro, chave, chinelo?
 Gb

e o controle pra trocar canal
 B
 Pronde vai?
 Gb Abm7
 O solo que não foi escrito?
 Gbm7 E
 Labareda nesse labirinto,
 Dbm B
 o instinto, o reflexo, sem seguro
 Gb Abm7 Eb7 E
 O coro do Socorro! O lançamento oficial!
 Dbm
 Pronde vai... a culpa da cópia?
 E Gb B
 Pronde foi... a versão original!?
 B B E E
 a versão original...
 Db
 Pronde vai?
 Ab Bbm7
 a bala que se disparô?
 Abm7 Gb
 o indício do vício que disseminou
 Ebm7 Db
 a busca do corpo por algo vital?
 Ab Bbm F7 Gb
 a firmação do pulso! O discurso radical!
 Ebm7 Gb
 o troco em moeda... a lição da queda
 Ab
 Pronde foi... nosso humor e moral?
 Db Ab Bbm7
 Pronde vai? todo nosso desalento
 Abm7
 morre brisa, nasce vendaval
 Gb D#m7M Gb
 pronde vai a reza vencida pelo sono
 Ab
 ela vale? Me fale... me de um sinal!
 Db Db Gb
 São longuinho, São longuinho
 Gb
 Me fale me de um sinal!
 Db Db Gb Gb
 Pra onde foi?
 O canhoto, benjamim de tomada
 simpleza, prudência... consideração!
 A clareza, autenticidade, compaixão, certeza
 A urgência e o perdão
 Carregador de bateria,
 extrato, a ponta, a conta nova, a cola e a extensão,
 o estímulo, o exemplo, a voz dissonante...
 A coragem do meu coração!
 São Longuinho, São Longuinho
 Pra onde foi?
 A coragem do meu coração!
 São Longuinho, São Longuinho
 Pra onde foi?
 A coragem do meu coração!

Acordes



Gb

© ukulele-chords.com

Detailed description: A 4-string ukulele fretboard diagram for the Gb chord. The strings are numbered 1 to 4 from top to bottom. Fingering: 1st string (G) has a bar across the 1st fret; 2nd string (B) has a dot at the 2nd fret; 3rd string (D) has a dot at the 1st fret; 4th string (C) has a dot at the 1st fret.

Abn7

© ukulele-chords.com

Detailed description: A 4-string ukulele fretboard diagram for the Abn7 chord. Fingering: 1st string (G) has a dot at the 1st fret; 2nd string (B) has a dot at the 2nd fret; 3rd string (D) has a dot at the 2nd fret; 4th string (C) has a dot at the 2nd fret.

Gbn7

© ukulele-chords.com

Detailed description: A 4-string ukulele fretboard diagram for the Gbn7 chord. Fingering: 1st string (G) has a dot at the 1st fret; 2nd string (B) has a dot at the 2nd fret; 3rd string (D) has a dot at the 2nd fret; 4th string (C) has a dot at the 2nd fret.

Dbn

© ukulele-chords.com

Detailed description: A 4-string ukulele fretboard diagram for the Dbn chord. Fingering: 1st string (G) has a bar across the 1st fret; 2nd string (B) has a dot at the 1st fret; 3rd string (D) has a dot at the 1st fret; 4th string (C) has a dot at the 1st fret.

Eb7

© ukulele-chords.com

Detailed description: A 4-string ukulele fretboard diagram for the Eb7 chord. Fingering: 1st string (G) has a bar across the 1st fret; 2nd string (B) has a dot at the 2nd fret; 3rd string (D) has a dot at the 2nd fret; 4th string (C) has a dot at the 2nd fret.

Db

© ukulele-chords.com

Detailed description: A 4-string ukulele fretboard diagram for the Db chord. Fingering: 1st string (G) has a bar across the 1st fret; 2nd string (B) has a dot at the 1st fret; 3rd string (D) has a dot at the 1st fret; 4th string (C) has a dot at the 1st fret.

Bbn7

© ukulele-chords.com

Detailed description: A 4-string ukulele fretboard diagram for the Bbn7 chord. Fingering: 1st string (G) has a bar across the 1st fret; 2nd string (B) has a dot at the 1st fret; 3rd string (D) has a dot at the 1st fret; 4th string (C) has a dot at the 1st fret.

Ebn7

© ukulele-chords.com

Detailed description: A 4-string ukulele fretboard diagram for the Ebn7 chord. Fingering: 1st string (G) has a dot at the 1st fret; 2nd string (B) has a dot at the 2nd fret; 3rd string (D) has a dot at the 2nd fret; 4th string (C) has a dot at the 2nd fret.

Bbn

© ukulele-chords.com

Detailed description: A 4-string ukulele fretboard diagram for the Bbn chord. Fingering: 1st string (G) has a bar across the 1st fret; 2nd string (B) has a dot at the 1st fret; 3rd string (D) has a dot at the 1st fret; 4th string (C) has a dot at the 1st fret.

F7

© ukulele-chords.com

Detailed description: A 4-string ukulele fretboard diagram for the F7 chord. Fingering: 1st string (G) has a dot at the 1st fret; 2nd string (B) has a dot at the 2nd fret; 3rd string (D) has a dot at the 2nd fret; 4th string (C) has a dot at the 2nd fret.