

# Nofx - Five Feet Under

Tom: C

Energic song with cool lyrics. Verse is extremely nice to play! Two guitars are played again - have fun with your friend!

A=lead guitar B=background guitar A&B=both guitars

# intro #A =play 6X .pause

```
E-----|
|-----|
B-----|
|-----|
G--14-----12-----10--10--12-14-9---|
|-----|
D--14-----12-----10--10--12-14-9---|
|-----|
A--12-----10-----8--8--10-12-7---|
|-----|
E-----|
|-----|
```

# intro #B =play 6X p=pull-off

```
E-----|
|-----|
B-----|
|-----|
G-----10--12-14-9-----|
|-----|
D--7-----5-----3--10--12-14-9-----|
|-----|
A--7-5p3p0-5p3p0-5p3p0-5-5p3p0-5p3p0-3---8-
-10-12-7-5p3p0-5p3p0-5p3p0-|
E--5-----3-----1-----|
|-----|
```

# intro2 #A =play 6X .pause

```
E-----|
|-----|
B-----|
|-----|
G--14-----12-----10--10--12-14-9--9-
-9-9-----|
D--14-----12-----10--10--12-14-9--9-
-9-9--9-10---|
A--12-----10-----8--8--10-12-7--7-
-7-7--9-10---|
E-----7--8---|
|-----|
```

# intro2 #B =play 6X p=pull-off

```
E-----|
|-----|
B-----|
|-----|
G-----10--12-14-9--9--9-
-9-----|
D--7-----5-----3---3---3--10--12-14-9--9-
-9--9--9-10---|
A--7-5p3p0-5p3p0-5p3p0-5--5p3p0-----3--8--10-12-7--7-
-7-7--9-10---|
E--5-----3-----1-----|
|-----7--8---|
```

# bridge #B X2

# chorus #A =play 12X (five feet under...)

# bridge2 #B a=note played also with guitarA

>>>>>>>>>>to next page...

FIVE FEET UNDER  
2/3  
# verse #A&B X4 =not played last time =play 4X use some palm-muting!

:  
# end-verse #A =play 3X (Here he lies, may he rest in peace...)

```
E-----|
|-----|
B-----|
|-----|
G-----9--10-----9--10-----9--10-----|
D--7--3--10--9-----10--9--7--3--10--9-----7-
--|
A--7--3--10--9-----10--9--7--3--10--9-----7-
--|
E--5--1--8--7-----8--7--5--1--8--7-----5-
--|
```

# end-verse #B =play 3X \=slide down

```
E-----|
|-----|
B-----|
|-----|
G--9--10-----9--10-----9--10-----9--10-----|
D-----10--9-----10--9-----10--9-----10--9-----
-7\--|
A-----10--9-----10--9-----10--9-----
-7\--|
E-----8--7-----8--7-----8--7-----8--7-----
-5\--|
```

# bridge3 #A

# bridge3 #B

# solo #B (=bend up \=slide down v=vibrato GuitarA plays chorusA)

# chorus2 #A =play 8X (palm-muted)

```
E-----|
|-----|
B-----|
|-----|
G-----|
D--7--7--5--5--3--3--5-7-2--9-10---|
A--7--7--5--5--3--3--5-7-2--9-10---|
E--5--5--3--3--1--1--3-5-0--7--8---|
```

# chorus2 #B =play 8X (palm-muted)

```
E-----|
|-----|
B-----|
|-----|
G-----9-----| >>>>>to next page...
D--7--7--5--5--3--3--5-7-9--9-10---|
A--7--7--5--5--3--3--5-7-7--9-10---|
E--5--5--3--3--1--1--3-5--7--8---|
```

FIVE FEET UNDER  
3/3

# chorus2-2 #A =play 8X (palm-muted)

```
E-----|
|-----|
B-----|
|-----|
G-----12--12-----9-----|
D--7--7--12--12--3--3--5-7-9--9-10---|
A--7--7--10--10--3--3--5-7-7--9-10---|
E--5--5-----1--1--3-5-----7--8---|
```

Play bridge2B.

# solo2 #A /=slide up v=vibrato h=hammer-on b=bend-up GuitarB play verseAB X1

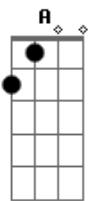
Then play verseAB X3 and then end-verseA or end-verseB.

# outro #A =play 30X \=slide down

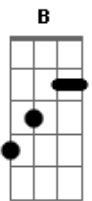
# Acordes



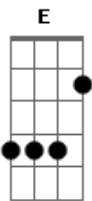
© ukulele-chords.com



© ukulele-chords.com



© ukulele-chords.com



© ukulele-chords.com