

# Nickelback - What Are You Waiting For?

Tom: **C**

(com acordes na forma de **G** )  
Capostrate na 5ª casa  
[Verse 1]

Are you waiting on a lightening **G** strike?  
Are you waiting for the perfect **D** night?  
Are you waiting till the time is **Em** right?  
What are you waiting for? **C**

[Verse 2]

Don't you wanna learn to **G** deal with fear  
Don't you wanna take the **D** wheel and steer  
Don't you wait another **Em** minute here  
What are you waiting for? **C**

[Chorus]

**G** You gotta go and reach for the top **D**  
Believe in every dream that you got **Em**  
You're only living once so tell me? **C**  
What are you, what are you waiting for? **G**  
You know you gotta give it your all **D**  
And don't you be afraid if you fall **Em**  
You're only living once so tell me? **C**  
What are you, what are you waiting for? **G**

[Verse 3]

Are you waiting for the **G** right excuse?  
Are you waiting for a sign to choose **D**  
While your waiting it's the time you lose **Em**  
What are you waiting for? **C**

[Verse 4]

Don't you wanna spread your **G** wings and fly?  
Don't you wanna really live your life? **D**  
Don't you wanna love **Em** before you die?  
What are you waiting for? **C**

[Chorus]

**G** You gotta go and reach for the top **D**  
Believe in every dream that you got **Em**  
You're only living once so tell me? **C**  
What are you, what are you waiting for? **G**  
You know you gotta give it your all **D**  
And don't you be afraid if you fall **Em**  
**C**

You're only living once so tell me?

What are you, what are you waiting for? **G**

[Bridge]

**G** Tell me what your waiting for  
**D** Show me what your aiming for  
**Em** What you gonna save it for?  
**C** So what you really waiting for?  
**G** Tell me what your waiting for  
**D** Show me what your aiming for  
**Em** What you gonna save it for?  
**C** So what you really waiting for?

Everybody's gonna **G** make mistakes  
but everybody's got **D** a choice to make  
Everybody needs **Em** a leap of faith  
When are you taking yours? **C**  
What are you waiting for? **G**

[Chorus 1]

**G** You gotta go and reach for the top **D**  
Believe in every dream that you got **Em**  
You're only living once so tell me? **C**  
What are you, what are you waiting for? **G**  
You know you gotta give it your all **D**  
And don't you be afraid if you fall **Em**  
You're only living once so tell me? **C**  
What are you, what are you waiting for? **G**

[Chorus 2]

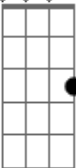
**G** You gotta go and reach for the top **D**  
Believe in every dream that you got **Em**  
You're only living once so tell me? **C**  
What are you, what are you waiting for? **G**  
You know you gotta give it your all **D**  
And don't you be afraid if you fall **Em**  
You're only living once so tell me? **C**

[Outro]

**G** What are you, What are you,  
**D** What are you, What are you waiting for?  
**Em** What are you, What are you,  
**C** What are you, What are you waiting for? **G**

# Acordes

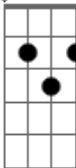
**C**



© ukulele-chords.com

A 4-string ukulele fretboard diagram for the C major chord. The strings are numbered 1 to 4 from top to bottom. Frets are numbered 1 to 4 from left to right. A single black dot is placed on the 3rd fret of the 4th string.

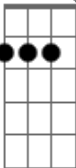
**G**



© ukulele-chords.com

A 4-string ukulele fretboard diagram for the G major chord. The strings are numbered 1 to 4 from top to bottom. Frets are numbered 1 to 4 from left to right. Black dots are placed on the 2nd fret of the 1st string, the 3rd fret of the 2nd string, and the 2nd fret of the 4th string.

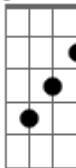
**D**



© ukulele-chords.com

A 4-string ukulele fretboard diagram for the D major chord. The strings are numbered 1 to 4 from top to bottom. Frets are numbered 1 to 4 from left to right. Black dots are placed on the 2nd fret of the 1st string, the 1st fret of the 2nd string, the 2nd fret of the 3rd string, and the 2nd fret of the 4th string.

**Em**



© ukulele-chords.com

A 4-string ukulele fretboard diagram for the Em major chord. The strings are numbered 1 to 4 from top to bottom. Frets are numbered 1 to 4 from left to right. Black dots are placed on the 1st fret of the 1st string, the 2nd fret of the 3rd string, and the 2nd fret of the 4th string.