

# Nickelback - Should've Listened

Tom: D

Obs: Faça G com pestana.  
E ouça bem a música para pegar o tempo certo.

There's clothes all over the floor <sup>Bm</sup>  
I don't remember them being here before <sup>D</sup>  
The smell of perfume isn't here <sup>G</sup>  
Why's there lipstick on the mirror <sup>A</sup>  
Still I don't understand <sup>Em E</sup>

No pictures left in the hole <sup>Bm</sup>  
There's three new holes in the wall <sup>D</sup>  
Where the hell's my credit cards? <sup>G</sup>  
Why's my wallet in the yard? <sup>A</sup>  
Still I don't understand <sup>Em E</sup>

refrão fica melhor tocada com dois <sup>Bm</sup>  
Well now I guess I should've listened <sup>D</sup>  
fazendo os acordes base e outro apenas

acordes  
When you said you'd had enough  
A little trick that I picked up from my father <sup>G</sup>  
In one ear and out the other <sup>A</sup>  
Why must life be so tough <sup>Em E</sup>  
Should see the look on my face <sup>Bm</sup>  
My s's all over the place <sup>D</sup>  
Why's this happening to me? <sup>G</sup>  
Why'd you take both sets of keys? <sup>A</sup>  
And still I don't understand <sup>Em E</sup>

(Refrão) 1X

Now I guess I should've listened...

Após, mais um dedilhamento no mesmo tempo da música

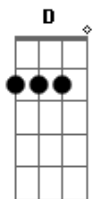
(Bm, D, G, A, Em, E )

Esta parte do

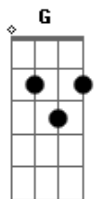
violões. Um  
dedilhando os

Depois toque o refrão 1X Suavemente apenas dedilhando com um violão  
E após toque mais duas vezes o refrão normalmente!!!!

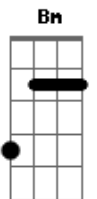
## Acordes



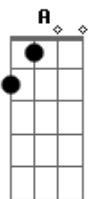
© ukulele-chords.com



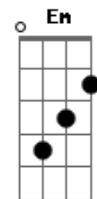
© ukulele-chords.com



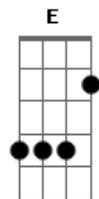
© ukulele-chords.com



© ukulele-chords.com



© ukulele-chords.com



© ukulele-chords.com