

# My Chemical Romance - The Black Parade (album)

Tom: **D**

Ins.:

Gtr 1 ? Frank Iero  
Gtr 2 ? Ray Toro

## I. INTRO

Gtr 1  
e|-----|  
B|-----|  
G|--just keep repeating this ;p--|  
D|-----|  
A|-----|  
E|-----|  
Gtr 2

## II. VERSE 1

Gtr 2

(continued)

## III. INTERLUDE

Gtr 1

Gtr 2

For verse 2, just play VERSE 1 tab once.

While,  
Gtr 1 (seeks in somewhere in the verse)

Repeat INTERLUDE, but another may play this alternatively (not sure):

Gtr ?

Then for the final play:

Gtr 1

Gtr 2

Gtr 1

Gtr 2

## TRACK NO. 2 ? DEAD!

Ins.:

Gtr 1 ? Frank Iero (right speaker)  
Gtr 2 ? Ray Toro (left speaker)

## I. INTRO

Gtr 1  
e|-----|  
B|-----|  
G|-----|  
D|-----|  
A|-----|  
E|-----|  
Gtr 2

Gtr 1

Gtr 2

(continued)

(continued)

(continued)

(continued)

e|-----|  
B|--8~---|  
G|-----|  
D|-----|  
A|-----|  
E|-----|

## II. VERSE 1

Gtr 1

(continued)

Gtr 2

(continued)

## III. PRE-CHORUS

Gtr 1

Gtr 2

## IV. CHORUS

Gtr 1

(continued)

Gtr 2

(continued)

## V. PRE-VERSE

Gtr 1

Gtr 2

## VI. VERSE 2

Gtr 1

(continued)

Gtr 2 - Repeat Gtr 1 Verse 1

[REPEAT CHORUS]

## VII. BRIDGE

Both Guitars

e|-----|  
B|-----|  
G|-----|  
D|--7--|  
A|--7--|  
E|--5--|

Effects

Then,  
Gtr 1

Gtr 2

## VIII. SOLO

Gtr 1

(continued)

Gtr 2  
(continued)  
(continued)  
(continued)  
(continued)  
(continued)

End the solo on:  
Gtr 1

Gtr 2

IX. OUTRO

Gtr 1  
Gtr 2  
(continued)

End on:  
Gtr 1

Gtr 2

TRACK NO. 3 ? THIS IS HOW I DISAPPEAR

Ins.:  
Gtr 1 ? Frank Iero (right speaker)  
Gtr 2 ? Ray Toro (left speaker)

I haven't seen a live version, so I don't know which guitar plays which part.  
This song is the HARDEST to tab in the whole album!!! ~~,

I. INTRO

Gtr 1  
Gtr 2

Gtr 1  
Gtr 2

Here, I don't know what guitar will carry on playing the previous ( ) riff, just figure out yourself. ;p  
Gtr 1

Gtr 2

Gtr 1  
Gtr 2

Gtr 1  
Gtr 2

Gtr 1  
Gtr 2

II. VERSE 1

Both guitars

Then,  
Gtr 1

Gtr 2  
PM| .. .. . | .. .. .  
Gtr 1  
Gtr 2  
PM| .. .. . |

III. PRE-CHORUS

Both guitars

PM| .... .... . |

IV. CHORUS

Here, I'm not 100% sure on Gtr 1 but I'm 99.9% sure on Gtr 2.

Gtr 1

Gtr 2

Gtr 1

Gtr 2

Gtr 1

Gtr 2

Gtr 1

Gtr 2

V. VERSE 2

Gtr 1

PM| . . . . . | . . . . .  
. . . . . |  
Gtr 2

Gtr 1

PM| . . . . . | . . . . .  
. . . . . |  
Gtr 2

Then,  
Gtr 1

Gtr 2

PM| . . . . . | . . . . .  
. . . . . |

Gtr 1

Gtr 2

PM| . . . . . |

(Repeat PRE-CHORUS and CHORUS)

BRIDGE THING

Gtr 2

(continued)

(continued)

(continued)

(continued)

(continued)

(continued)

(continued)

(Repeat PRE-CHORUS 2x)

Then, (2:46)  
Both guitars (?)

Gtr 2 (comes in during the 2nd repeat )

ADLIB THING

Gtr 1

PM|  
... |  
(continued)

Gtr 2

PM| .... |

Then it plays something like this:

(Repeat CHORUS 2x - listen to the song for some variations)

End on:  
Both guitars

TRACK NO. 4 ? THE SHARPEST LIVES

Ins.:  
Gtr 1 ? Frank Iero  
Gtr 2 ? Ray Toro

Note: This song sounds like "To The End", right?

I. INTRO

Gtr 2

PM| . . . . . |

II. VERSE 1

Gtr 2 (all palm muted)

PM| . . . . . | . . . . .  
... |  
(continued)

PM| . . . . . | . . . . .  
... |

Then,  
Gtr 1  
  
(continued)

III. PRE-CHORUS

Gtr 1

Gtr 2 (all palm muted)

End on:

Gtr 1

Gtr 2

IV. CHORUS  
(there is a strumming pattern, figure it out :)

Gtr 1

Gtr 2

V. INTERLUDE

Gtr 1

Gtr 2

PM| . . . . . |

Then, for VERSE 2, do the same thing as VERSE 1, but Gtr 2 changes like this:  
Gtr 2 (all palm muted)

PM| . . . . . | . . . . .  
... |  
(continued)

PM| . . . . . | . . . . .  
... |

... (Repeat PRE-CHORUS and CHORUS)

VI. SOLO (not 100% sure)

Both guitars

PM| ... |

Well, during the main solo, I can't seem to hear any rhythm guitar, so I come up with this:

Gtr 2

(continued)

(continued)

(Repeat CHORUS)

VII. OUT-CHORUS

Gtr 1

(continued)

(continued)

Gtr 2

VIII. OUTRO

Gtr 1

Gtr 2

TRACK NO. 5 ? WELCOME TO THE BLACK PARADE

Ins.:  
Gtr 1 ? Frank Iero  
Gtr 2 ? Ray Toro  
Gtr 3 ? Ray Toro (overdubbed)

I. INTRO  
(Piano)

II. VERSE NO. 1

Gtr 1

Then,  
Gtr 2

III. PRE-VERSE

Gtr 1

Gtr 2

Gtr 3

(continued)

Repeat 3 times, then end on:

Both guitars

Then,  
Both guitars

IV. BREAKDOWN

PM| . . . . . | . . . . .  
. . . . . |

Gtr 1

Then,  
Gtr 1

(continued)

PM| . . . . . |  
|  
Gtr 2

( Added a high tone )

Gtr 2

PM| . . . . . |  
|

(continued)

V. VERSE NO. 2

VI. CHORUS

Both guitars

Gtr 1

PM| . . . . . | . . . . .  
. . . . . |

(continued)

Then,  
Gtr 1

Gtr 2

PM| . . . . . |

(continued)

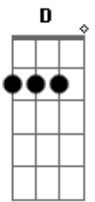
Gtr 2

Repeat 1 time.

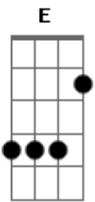
PM| . . . . . | . . . . .  
. . . . . |

(Repeat VERSE NO. 2 & CHORUS

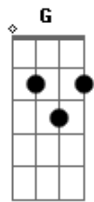
# Acordes



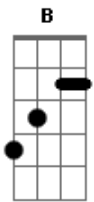
© ukulele-chords.com



© ukulele-chords.com



© ukulele-chords.com



© ukulele-chords.com