

# Millencolin - Buzzer

Tom: A Vers: B B Eb D A

2:nd guitar begins after intro has been played once  
Intro: 2:nd riff:1:st guitar

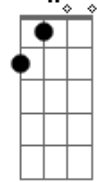
Play 2xIntro 2:nd riff2:ndguitar

Interlude 1stguitar

4x Chorus:Part 1 (we're not having fun)  
  
Chorus: Part 2  
  
Then play interlude, chorus part 1 and 2, then end.

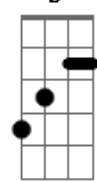
## Acordes

**A**



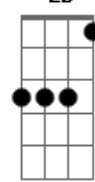
© ukulele-chords.com

**B**



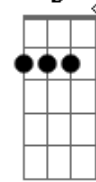
© ukulele-chords.com

**Eb**



© ukulele-chords.com

**D**



© ukulele-chords.com