

Metallica - Mercyful Fate

PART A] "SATAN'S FALL"
 F#|-----|
 -----|
 C#|-----|
 -----P5-| {RPT}
 G#|-----2-0-----|
 -----|
 D#|0-2-2-2--0-2-2-2--0-2-2-2----0-2-2-2--0-2-2-2--
 -0-2-2-2--2-3----|
 "BRINGING THE BLOOD OF A NEW BORN CHILD!.." }
 F#|-----| {PLAY THE FIRST RIFF AGAIN THEN }
 C#|-----| {THIS ONE AGAIN, EXCEPT THE }
 SECOND} G#|2-2-3-----| {TIME END ON -2-. }
 }
 D#|-----3-3-3-3-3|

PART B] "CURSE OF THE PHARAOH'S"
 IT STARTS TO GET A LITTLE MORE CHALLENGING FROM HERE
 [INTRO]
 F#|-----|
 C#|-----|
 G#|----- (0-0) |
 D#|-----|
 [VERSE]
 F#|-----|
 -----|
 C#|-----|
 -----|
 G#|-----0-----|
 -----|
 D#|0-2-2-2-2-2-2-2-2-2-2-2---0h2--2-2-2-2-2-2-2-2-2---0-
 -0--0/2|

"DON'T TOUCH..."
 F#|-----|
 C#|-----|
 G#|-----0-0-0-0--3-2-2-2-2-4-4-4-4-4-4-4|
 D#|0-2-4-4-4-4-4-----2-----|
 ". .OR YOU'LL BE HEXED.." }
 F#|-----|
 C#|-----|
 G#|-----0-3-2--3-2-0-0-|
 D#|2-0-2--2-----0-|
 ". .BY THE CURSE OF THE PHARAOH'S"
 F#|-----|
 C#|-----|
 G#|-----0-5-4--5-4-0--0-|
 D#|2-0-2--2-----0-0--|
 F#|-----|
 C#|-----|
 G#|-----0-3-2--3-2-0-0-|
 D#|2-0-2--2-----0|
 F#|-----|
 C#|-----|
 G#|-----0-5-4--/7-6-----|
 D#|2-0-2--2-----|

BRIDGE THING
 F#|-----|
 C#|-----|
 G#|-----|
 D#|0-2-XXX-2-3-XXX-5-2-XXX-7-5|
 DURING GUITAR SOLO
 F#|-----|
 C#|-----| [GO BACK TO BRIDGE]
 THING]

G#|4-4-4-4-4-4-4-4-4--2-0-2--|
 D#|-----|
 TRICKY BIT A [X2]
 F#|0-----2-----3---2---|
 C#|--2--XX---2---XXX---2---2|
 G#|-----|
 D#|-----|
 TRICKY BIT B [X2]
 F#|-----|
 C#|-----|
 G#|0---2---3---2---|
 D#|--2---2---2---2|
 THEN
 F#|-----|
 C#|-----|

G#|7---5--5-4-3-2-|
 D#|-----|
 PRE VERSE
 F#|-----|
 C#|-----0-----|
 G#|2-2-2-2--0-2--2-2-2-2-2-|
 D#|-----|
 VERSE
 F#|-----|

C#|-----|
 G#|-----2-----|
 D#|0--0--0/2-2-2-2-2--0-2----2-2-2-2-2-2--0--0-0/2--

"DON'T TOUCH..."
 F#|-----|
 C#|-----|
 G#|-----0-0-0-0--3-2-2-2-2-4-4-4-4-4-4|
 D#|0-2-4-4-4-4-4-----2-----|
 ". .OR YOU'LL BE HEXED.." }
 F#|-----|
 C#|-----|
 G#|-----0-3-2--3-2-0-0-|
 D#|2-0-2--2-----0-|

". .BY THE CURSE OF THE PHARAOH'S"
 F#|-----|
 C#|-----|
 G#|-----0-5-4--5-4-0--0-|
 D#|2-0-2--2-----0-0--|
 F#|-----|
 C#|-----|
 G#|-----0-3-2--3-2-0-0-|
 D#|2-0-2--2-----0-|
 F#|-----|
 C#|-----|
 G#|-----0-5-4--5-4-0--0-|
 D#|2-0-2--2-----0-0--|

PART C] "CORPSE WITHOUT A SOUL"

Intro: F#|-----|
 C#|-----|
 G#|3-2--3-5--2-3-1-2----|
 D#|-----5/0|
 VERSE (MAIN RIFF) [PLAY IT A SHIT LOAD OF TIMES]
 F#|-----|
 C#|-----|
 G#|5-5--0-0-0-0-0-0-0-0-0-0-3-----|
 D#|-----3-----|
 "HE TOOK IT ON ME"
 F#|-----|
 C#|-----| [BACK TO MAIN RIFF]
 G#|---2-2-2----5-0|
 D#|-----| [THEN BACK HERE]

OUTRO
 F#|-----|
 C#|-----|
 G#|5-3-2--3-2-0-2-0---0---|
 D#|-----3---3-2---|

PART D] "INTO THE COVEN"
 I'M NOT SURE ABOUT THIS BIT CAUSE THE GUITARS USE
 WEIRD CHORDS
 THAT I CANT FIGURE OUT SO IF YOURT A BRAIN IN MUSIC
 AND KNOW
 WHAT IT IS, SEND ME THE CORRECTION. ;-P
 MY GUESS IS THAT IT'S SOMEWHERE IN THE KEY OF Ab (OR
 Ab IS THERE A DIFF??)
 VERSE

F#|-----|
 C#|-----|
 G#|0-0-0-0--5-3-0-0-0-0-0-0-0-3-5-5|
 D#|-----3-----|
 CHORUS
 "YEAH... COME COME, INTO MY COVEN"
 F#|-----|
 C#|-----|
 G#|-----0-2-3-4--|
 D#|2-2-2-2-2--3-3-2-2-2-2-2-2-2-2-2-2---0-|
 "AND BECOME LUCIFERS CHILD.."
 F#|-----|

VERSE] C# |-----|
 G# |-----0-0-0-0|[GO BACK TO CHORUS]

VERSE] D# |2-2-2-2-2-2-2-3-3-2-2-2-2-2-|-----|[THEN TO BRIDGE]

VERSE] OUTRO
 F# |-----|
 C# |-----|
 G# |3-3-3-3-3-3-3-3-|
 D# |-----3-2-|
 PART E] "EVIL"

Intro: [X2]
 F# |-----|
 C# |-----|
 G# |5-7--5-7/0-|
 D# |-----|
 CHORUS
 F# |-----|
 C# |-----|
 G# |7/10\7--7/10\7--7/10\7--7/10--5-7--5-7-|
 D# |-----|

VERSE A
 "I WAS BORN IN A CEMETARY"
 F# |-----|
 C# |-----0-| [RPT A FEW TIMES]
 G# |2-2-2-2-2-2-2-2-0-2-|
 D# |-----|

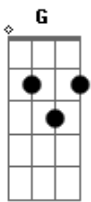
VERSE B
 "RAISED FROM MY GRAVE"
 F# |-----|
 C# |-----0-| [BACK TO VERSE A]
 G# |-----0-2-| [THEN BACK HERE]
 D# |3-3-3-3-3-3-|

VARIATION OF VERSE B
 F# |-----|
 C# |-----0-|
 G# |-----0-2-2-2-0-| [TO CHORUS]
 D# |3-3-3-3-3-3-|

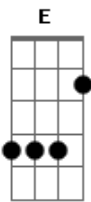
BRIDGE
 "AND I'LL BE THE FIRST..."
 F# |-----|
 C# |-----|
 G# |-----5-3--3-3-3-3-3-3-3-3-3-3-|
 D# |2-2-2-2-2-2-2-2-|
 THEN
 "AND I'LL BE THE LAST"
 F# |-----|
 C# |-----|

G# |2-0-0-0-0-0-0-0-0-0-0-0-2-3-4-4-4-4-4-4-|[TO
 D# |-----|[THEN
MID SOLO
 F# |-----|
 C# |-----|
 G# |-----|
 D# |5--5/8\5--5/8\5--5/8\5--3-5--3-5-|
 "AND WHEN YOUR DOWN"
 F# |-----|
 C# |-----|
 G# |-----5-3-3-3-5-3-|
 D# |5-5-3-5-3-3-0-1--5-5-3-5-3-3-1-1-|
 "YOU GOTTA SAY GOOD BYE"
 F# |-----|
 C# |-----|
 G# |-----3-3-3-3-5-3-1-5-3-|
 D# |1-1--0--0-5-5-|
BASS SOLO (FAST DER)
 F# |-----|
 C# |-----|
 G# |-----1-|
 D# |3-3-3-3-3-3-3-3-3-3-1-|
 THEN
 F# |-----|
 C# |-----|
 G# |1-1-1-1-1-1-1-1-1-1-1-1-|
 D# |-----4-|
GUITAR SOLO 2
 F# |-----|
 C# |-----|
 G# |3-3-3-3-3-3-3-3-3-3-3-3-3-3-|
 D# |-----|
 F# |-----|
 C# |-----|
 G# |-----P5-|
 D# |-----2-0-|
 F# |0-2-2-2--0-2-2-2--0-2-2-2-|
 G# |0-2-2-2--2-3-|
OUTRO
 F# |-----|
 C# |-----|
 G# |-----2-0-|
 D# |0-2-2-2--0-2-2-2-2-2-2-0-|

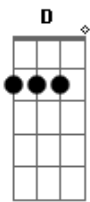
Acordes



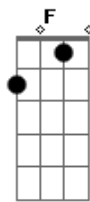
© ukulele-chords.com



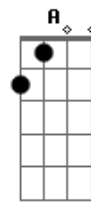
© ukulele-chords.com



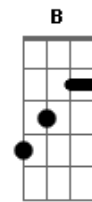
© ukulele-chords.com



© ukulele-chords.com



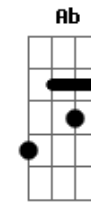
© ukulele-chords.com



© ukulele-chords.com



© ukulele-chords.com



© ukulele-chords.com