

Megadeth - Into The Lungs Of Hell

Tom: B (bend up 1 step, then release half step...) 1 1 1/2 falloff(extreme slide down)

Standard Tuning

```

Elec.guitar1
{[-----|-----|-----|---- h p          sl.          ~~~~~~ falloff
-----]
-----]
{[-----|-----|-----|----          sl.          p (pick both)
-----]
{[--14-----|--9-----|--4-----|----
-----]
{[--14-----|--9-----|--4-----|--4- {still going with the triplets....]
-----4-4-4-]
{[--12-----|--7-----|--2-----|--4-
-----4-4-4-]
{[-----|-----|-----|--2- guitar 1 feedback
-----2-2-2-]
{Acous. guitar2-until noted
> > >
{[-----|-----|-----|----
-----]
{[-----|-----|-----|----
-----]
{[-----|-----|-----|----
-----]
{[--14----14-14-14-|--9-----9-----|--4-----4---|----
-----]
{[--14----14-14-14-|--9-----9-----|--4-----4-|--4-
--4-4-4-4-4-]
{[--12----12-12-12-|--7-----7-----7-|--2-----2-----|--4-
--4-4-4-4-4-]
{[-----|-----|--2-----2-----|--2-
--2-2-2-2-2-]
{
> > >
guitar1
{[-----|-----|-----|----
-----]
{[-----|-----|-----|----
-----]
{[-----|-----|-----|----
-----]
{[--8-----8-10-8-|--6-----6-8-6-|----
-----]
{[--8-----8-10-8-|--8-----8-7-6-|--6-----6-8-6-|--6- g1 producing
-----6-5-4-] feedback.....
{[--6-----6-8-6-|--8-----8-7-6-|--4-----4-6-4-|--6-
-----6-5-4-] g2          half mute
{[-----|-----|--6-----6-5-4-|-----|----4-
-----4-3-2-]
{elec guitar-crunchy2
{[-----|-----|-----|----
-----]
{[-----|-----|-----|----
-----]
{[--8--x-x-x-8-10-8-|-----|----6--x-x-x-6-8-6-|---- .....]Guitar 1 then does a couple of quick pick
-----] scrapes.
{[--9--x-x-x-9-10-9-|--8--x-x-x-8-7-6-|--6--x-x-x-6-8-6-|--6-          half mute
-x-x-x-6-5-4-]
{[--6--x-x-x-6-8-6-|--8--x-x-x-8-7-6-|--4--x-x-x-4-6-4-|--6-
-x-x-x-6-5-4-]
{[-----|-----|--6--x-x-x-6-5-4-|-----|----4-
-----4-3-2-]
g2 continues rythm from above.
{
p p p p p p p
g1
repeat 4
times.....
p p p p p p p
E [24 0-0-24 0-0-24 0-0-24 0-0-|-----|22 0-0-22 0-0-22 0-0-22
0-0-|-----]
B [-----|---%---|-----]
G [-----|-----|-----]
p p p p
{
3 3 3 3 (triplets-but continuous)
/-\ /-\ /-\ /-\ repeat rythm until noted...
B [-----|-----]
G [-----|-----]
p p p p
reminder:w/rythm

```

E [12 0-0-12 0-0-12 0-0-12 0-0]-----||
 B [-----|-----|-----|-----|-----|
 G [-----|-----|-----|-----|-----|

(If you have a 22-fretter like myself, you can tap where the 24th "should" be and it sounds good enough.)

Repeat

2x.....
]

3 3 3 3
 /---\ /---\ /---\ /---\
 p p p p

{E [8 0-0-7 0-0-8 0-0-7 0-0]-----|-----|-----|

{B [-----|-----%-----|-----%-----|

{G [-----|-----|-----|

{guitar 2---

{ [-----|-----|-----|

{ [-----|-----|

{ [-----|-----|

{ [-7-----|--3-----|--7-----
 |-10-----9/10---]

{ [-7-----|--3-----|--7-----
 |-10-----9/10---]

{ [-5-----|--1-----|--5-----|
 -8-----7/-8---

repeat

2x.....

{
 {

..... Both guitars
]

```

{
  3 3 3 3
 /---\ /---\ /---\ /---\
  p p p p

t=tapping
p p p p p p p p p p
sl.

p p p p p p sl p p p p p p
p p p p p p

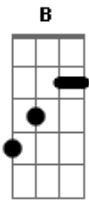
p p p p h p h sl. p p h p h sl.
p p p p

p p p p p p p p p p p
p sl. p p p p

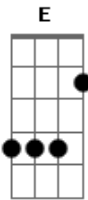
```

Allow to feedback.

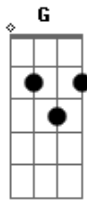
Acordes



© ukulele-chords.com



© ukulele-chords.com



© ukulele-chords.com