

Mariah Carey - Fly Like a Bird

tom:

Intro: B Dbm7 B
A7M Abm7 C#7M
B Dbm7 B
A7M Abm7 C#7M

"Weeping may endure for a night
But joy comes in the morning"
Trust Him

(B Dbm7)

Gbm7 Abm7 Ab7
Somehow I know that there's a place up above
C#7M

With no more hurt and struggling

B Dbm7
Free of all atrocities and suffering
Gbm7 Abm7 Ab7
Because I feel the unconditional love
C#7M

From one who cares enough for me
C#7M B7M A7M Abm7
To erase all my burdens and let me be free to

Gbm7 Abm7
Fly like a bird, take to the sky
Dbm7

I need You now, Lord, carry me high
Gbm7 Abm7
Don't let the world break me tonight
Dbm7

I need the strength of You by my side
Gbm7 Abm7
Sometimes this life can be so cold
Ab7 C#7M
I pray You'll come and carry me home

(B Dbm7)

Gbm7 Abm7 Ab7
Can we recover, will the world ever be
C#7M

A place of peace and harmony

B Dbm7
With no war and with no brutality?

Gbm7 Abm7 Ab7
If we loved each other, we would find victory
C#7M

But in this harsh reality
C#7M B7M A7M Abm7
Sometimes I'm so despondant that I feel the need to

Gbm7 Abm7
Fly like a bird, take to the sky
Dbm7

I need You now, Lord, carry me high
Gbm7 Abm7
Don't let the world break me tonight
Dbm7

I need the strength of You by my side
Gbm7 Abm7
Sometimes this life can be so cold
Ab7 C#7M
I pray You'll come and carry me home

(B Dbm7)

B A7M Abm7 C#7M
He said He will never forsake you
Or leave you alone
Trust Him

B Dbm7 B
I need You right now, right now, Lord
A7M Abm7

I need You right here by my side
Gbm7 Abm7 C7M D7M Em7 D7M
Keep your head to the sky
Gm7 Am7 Bbadd9 C D C
With God's love you'll survive

(C Dm7)

Gm7 Am7
Fly like a bird, take to the sky
Dm7

I need You now, Lord, carry me high
Gm7 Am7
Don't let the world break me tonight
Dm7

I need the strength of You by my side
Gm7 Am7
Sometimes this life can be so cold
A7 D7M

I pray You'll come and carry me home
(I pray, You gonna take me home)

(C Dm7)

Gm7 Am7
Fly like a bird, take to the sky
Dm7

I need You now, Lord, carry me high
Gm7 Am7
Don't let the world break me tonight
Dm7

I need the strength of You by my side
Gm7 Am7
Sometimes this life can be so cold
A7 D7M

I pray You'll come and carry me home

(C Dm7)

Gm7
Carry me higher, higher, higher
Am7 Dm7

Carry me higher, higher, higher

Gm7
Carry me higher, higher, higher
Am7 Dm7

Carry me higher, higher, higher

Gm7
Carry me higher, higher, higher
Am7 A7

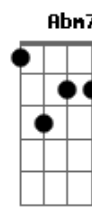
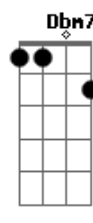
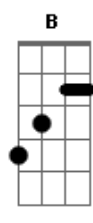
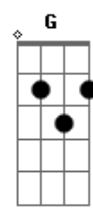
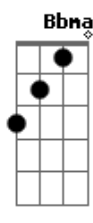
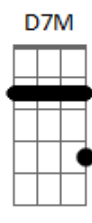
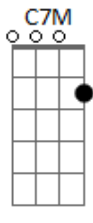
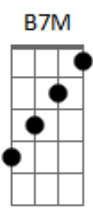
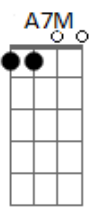
Carry me higher, higher,

D7M
Carry me home

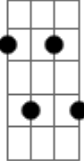
D7M C7M Bb7M Am7
Higher, Jesus!

Dm7 Gm7
Carry me higher, Lord

Acordes



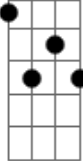
Gbm7



© ukulele-chords.com

Detailed description: A 4-string ukulele fretboard diagram for Gbm7. The strings are numbered 1 to 4 from top to bottom. Frets are numbered 1 to 4 from left to right. Fingering: 1st string (G) has a dot at fret 1; 2nd string (B) has a dot at fret 1; 3rd string (D) has a dot at fret 2; 4th string (G) has a dot at fret 2.

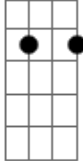
Ab7



© ukulele-chords.com

Detailed description: A 4-string ukulele fretboard diagram for Ab7. The strings are numbered 1 to 4 from top to bottom. Frets are numbered 1 to 4 from left to right. Fingering: 1st string (A) has a dot at fret 1; 2nd string (C) has a dot at fret 1; 3rd string (E) has a dot at fret 2; 4th string (A) has a dot at fret 2.

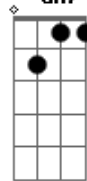
Eⁿ7



© ukulele-chords.com

Detailed description: A 4-string ukulele fretboard diagram for En7. The strings are numbered 1 to 4 from top to bottom. Frets are numbered 1 to 4 from left to right. Fingering: 1st string (E) has a dot at fret 1; 2nd string (G) has a dot at fret 1; 3rd string (B) has a dot at fret 2; 4th string (E) has a dot at fret 2.


Gn7



© ukulele-chords.com

Detailed description: A 4-string ukulele fretboard diagram for Gn7. The strings are numbered 1 to 4 from top to bottom. Frets are numbered 1 to 4 from left to right. Fingering: 1st string (G) has a dot at fret 1; 2nd string (B) has a dot at fret 1; 3rd string (D) has a dot at fret 2; 4th string (G) has a dot at fret 2.

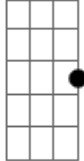
An7



© ukulele-chords.com

Detailed description: A 4-string ukulele fretboard diagram for An7. The strings are numbered 1 to 4 from top to bottom. Frets are numbered 1 to 4 from left to right. Fingering: 1st string (A) has a dot at fret 1; 2nd string (C) has a dot at fret 1; 3rd string (E) has a dot at fret 2; 4th string (A) has a dot at fret 2.

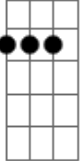
C



© ukulele-chords.com

Detailed description: A 4-string ukulele fretboard diagram for C. The strings are numbered 1 to 4 from top to bottom. Frets are numbered 1 to 4 from left to right. Fingering: 1st string (C) has a dot at fret 1; 2nd string (E) has a dot at fret 1; 3rd string (G) has a dot at fret 2; 4th string (C) has a dot at fret 2.

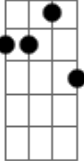
D



© ukulele-chords.com

Detailed description: A 4-string ukulele fretboard diagram for D. The strings are numbered 1 to 4 from top to bottom. Frets are numbered 1 to 4 from left to right. Fingering: 1st string (D) has a dot at fret 1; 2nd string (F) has a dot at fret 1; 3rd string (A) has a dot at fret 2; 4th string (D) has a dot at fret 2.

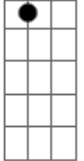
Dn7



© ukulele-chords.com

Detailed description: A 4-string ukulele fretboard diagram for Dn7. The strings are numbered 1 to 4 from top to bottom. Frets are numbered 1 to 4 from left to right. Fingering: 1st string (D) has a dot at fret 1; 2nd string (F) has a dot at fret 1; 3rd string (A) has a dot at fret 2; 4th string (D) has a dot at fret 2.

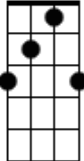
A7



© ukulele-chords.com

Detailed description: A 4-string ukulele fretboard diagram for A7. The strings are numbered 1 to 4 from top to bottom. Frets are numbered 1 to 4 from left to right. Fingering: 1st string (A) has a dot at fret 1; 2nd string (C) has a dot at fret 1; 3rd string (E) has a dot at fret 2; 4th string (A) has a dot at fret 2.

Bbadd9



© ukulele-chords.com

Detailed description: A 4-string ukulele fretboard diagram for Bbadd9. The strings are numbered 1 to 4 from top to bottom. Frets are numbered 1 to 4 from left to right. Fingering: 1st string (Bb) has a dot at fret 1; 2nd string (D) has a dot at fret 1; 3rd string (F) has a dot at fret 2; 4th string (Bb) has a dot at fret 2.