

(guitar 3)

|

|

end of Rhy.fig. (guitar 4)

A |

|E-----|-----|

---|

|B-----|-----|

---|

|G-----|-----|

---|

|D-7-----7-----|-----|

-7-|

|A-5---5---7-----8---8hb---5---|---5---7p5---5---7-----|

-|

|E-----|-----7-----|

---|

(verse)

(guitars 1&2 play Rhy. fig. 1 two times)

(guitar 3 play Rhy. fig. 1A two times)

D D D D D C

1. I'm head-ed down a high - way,

2. Yes, I was born a trav-lin' man and

3. Take me down to Mem-phis town,

got my suit - case by my side,

my feets do burn the ground.

bus stop-'ll get me there.

(D D D D)

D D D D D C

A blue sky's hang-in o - ver my head, I got five

I don't care for fan - cy mu - sic it your

I got me a queen and she got long

G G G G D D D D

hun - dred miles to ride.

shoes can't shuf - fle a - round.

brown cur - ly hair.

D D D D D C

I'm go - in' down to Mem -phis town

I got a hun-dred a woman or more

she likes to dirnk old Gra' - dad

G G G G D D D D

to play a late - night show.

and there's no - place I call home.

and her shoes do shuf - fle a-round.

D D D D D C

I hope peo-ple are Ready there,

The on-ly time I'm sat-is - fied

And ev'-ry time I see that gal,

'cause the boys are all ready to go.

is when I'm a on the road.

Lord, she want to take me down.

(chorus)

(guitars 1&3)

Rhy. fig. 2

Well, I'm a whis-key a rock-a rol - ler,

that's what I am.

Wo-men,whis-key, and miles of trav' - lin',

(guitar 1,2&3) end of Rhy. fig. 2

(guitars 1,2,&3 play rhy. fig.1 1st 4 meas. only)

(back to verse)

(after 2nd chorus)

(bridge)

Some-times I won - der

|E-----|-----|

|B-----|-----|

|G-12-----\ - | -7-----\ - |

|D-----|-----|

|A-----|-----|

|E-----|-----|

(guitar 1)

|E-----|-----|

|B-12-----|-----3-----|

|G-12-----|-----2-----|

|D-12-----|-----|

|A-----|-----|

|E-----|-----|

(guitar 4)

Where will we go.

|E-----|-----|

|B-----|-----|

|G-5-----5/10-----|-----7-----|

|D-----|-----|

|A-----|-----|

|E-----|-----|

(guitar 1)

|E-3-----|-----5-----|

|B-1-----|-----3-----|

|G-----|-----|

|D-----|-----|

|A-----|-----|

|E-----|-----|

(guitar 4)

Lord, don't you take my

|E-----|-----|

|B-----|-----|

|G-12-----\ - | -7-----\ - |

|D-----|-----|

|A-----|-----|

|E-----|-----|

(guitar 1)

|E-3-----|-----|

|B-3-----|-----3-----|

|G-----|-----2-----|

|D-----|-----|

|A-----|-----|

|E-----|-----|

(guitar 4)

Whis-key and rock n' a roll

SLIDE FROM HERE TO HERE

|E-----|-----|

|B-----|-----|

|G-5-----7-----|-----9/////\\\\\\12-----\ - |

|D-----|-----|

|A-----|-----|

|E-----|-----|

(guitar 1)

let ring

|E-3-----3-----3-----|-----3-----3-----3-----3-----|

|B-3-----3-----3-----3-----|-----3-----3-----3-----3-----|

|G-5-----5-----5-----5-----|-----5-----5-----5-----5-----|

|D-----|-----|

|A-----|-----|

|E-----|-----|

(interlude)

(guitar 4)

let ring

|E-----|-----3-----2-----|

|B-----3-----3-----|-----3-----3\1-----|

|G-----|-----2-----|

|D-----|-----|

|A-----|-----|

|E-----|-----|

(guitars 1,2,&3)

E	-----		-----	
B	-----		-----3	
G	-----0-2		-----0	
D	-----2-4		-----2-0	
A	-----		-----3-3	
E	-----		-----	

(guitars 1,2,3,&4)

REPEAT THESE 4X

(guitar solo)

(guitars 1,2,&3 Play chorus in background)

(guitars 1,2,&3)

(verse)
(chorus)

(bridge)

(outro)

(guitar 4)

E	-----		let ring-----	
B	-----3-3		-----3-2	
G	-----		-----3-3\1	
D	-----		-----2	
A	-----		-----	
E	-----		-----	

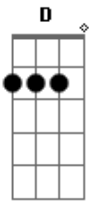
(guitars 1,2,&3)

E	-----		-----	
B	-----		-----3	
G	-----0-2		-----0	
D	-----2-4		-----2-0	
A	-----		-----3-3	
E	-----		-----	

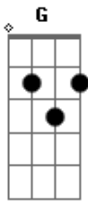
(guitars 1,2,3,&4)

Whooh! uh.

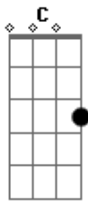
Acordes



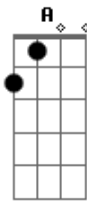
© ukulele-chords.com



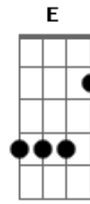
© ukulele-chords.com



© ukulele-chords.com



© ukulele-chords.com



© ukulele-chords.com