

Linkin Park - Numb

Tom: Gb

Afinação: Db Ab Db Gb Bb Eb

Intro: G Eb Bb F

Primeira Parte:

Gm Eb
I'm tired of being what you want me to be
Bb F
Feeling so faithless, lost under the surface
Gm Eb
I don't know what you're expecting of me
Bb F Eb
Put under the pressure of walking in your shoes

Segunda Parte:

(Guitarra 2 - Riff 1)

F
(Caught in the undertow, just caught in the undertow)
Gm Bb Eb
Every step that I take is another mistake to you
F
(Caught in the undertow, just caught in the undertow)

Refrão:

G Eb
I've become so numb
Bb
I can't feel you there
F
I've become so tired
G
So much more aware
Eb
I'm becoming this
Bb
All I want to do
F
Is be more like me
Gm
And be less like you

Terceira Parte:

(Guitarra 2 - Riff 1)

Eb
Can't you see that you're smothering me?
Bb F
Holding too tightly, afraid to lose control
Gm Eb
'Cause everything that you thought I would be
Bb F Eb
Has fallen apart right in front of you

Quarta Parte:

(Guitarra 2 - Riff 1)

F
(Caught in the undertow, just caught in the undertow)
Gm Bb Eb
Every step that I take is another mistake to you

F
(Caught in the undertow, just caught in the undertow)
Gm Bb
And every second I waste is more than I can take

Refrão:

G Eb
I've become so numb
Bb
I can't feel you there
F
I've become so tired
G
So much more aware
Eb
I'm becoming this
Bb
All I want to do
F
Is be more like me
Eb
And be less like you

Ponte:

F
And I know
G A Bb D Eb
I may end up fail__ing, too
F D
But I know you were just like me
With someone disappointed in you

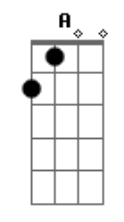
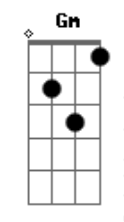
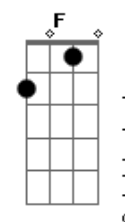
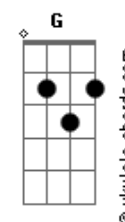
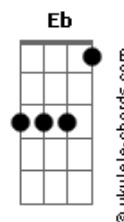
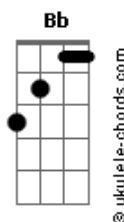
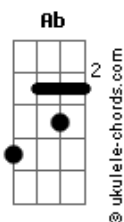
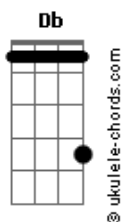
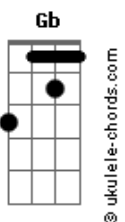
Último Refrão:

G Eb
I've become so numb
Bb
I can't feel you there
F
I've become so tired
G
So much more aware
Eb
I'm becoming this
Bb
All I want to do
F
Is be more like me
And be less like you

G Eb
I've become so numb
Bb
I can't feel you there
F
(I'm tired of being what you want me to be)
G Eb
I've become so numb
Bb
I can't feel you there
F
(I'm tired of being what you want me to be)

Riff 1:

Acordes





© ukulele-chords.com

