

# Led Zeppelin - Going to California

Tom: E

Tuning: D A D G B E

Intro:

```

                p                p
Spent...      Smoked...    All...
Made...       Goin'...     In...
Some...       Love...      In...

                p                h                h                p                h                h

```

(double spaced for double digits... essentially an Am up 9 frets...)

```

- - - 12- - - 12- - - 12- - - 12| - - - 12- - - 12- - - 12-
- - 12|
- - 10- - - 10- - - 10- - - 10- | - - 10- - - 10- - - 10- -
- 10- |
- 11- - - 11- - - 11- - - 11- - | - 11- - - 11- - - 11- -
11- - |
- - - 0 - - - - - 0 - - - - | - - - 0 - - - - - 0
- - - |
- - - |
- - - |
0 - - - - - 0 - - - - - | 0 - - - - - 0 - - - -
- - - |

```

```

                p                p
Took...       Never...     same...
Sea...        Wonder...    day...
Mount...      Chil...       wake...    watch
out...

                h                h

```

```

Seems...      nose...       sinking...
Throw...      Meet...       high...

ending:
p                p                p                p
Ahhhhh.....  Ahhhhh.....  Ahhhhh.....
Ahhhhh.....  Ahhhhh.....  Ahhhhh.....  Fade
out...

```

Spent my days with a woman unkind:  
 Smoked my stuff and drank all my wine.  
 Made up my mind, make a new start,  
 Goin' to California with an achin' in my heart.  
 Someone told me there's a girl out there  
 With love in her eyes and flowers in her hair.

Took my chances on a big jet plane.  
 Never let 'em tell you that they're all the same.  
 Ah, the Sea was red and the Sky was grey:  
 I wondered how tomorrow could ever follow today.  
 The mountains and the canyons start to tremble and

shake:  
 Children of the Sun begin to wake.... [spoken:] watch

out

nose  
 Seems like the wrath of the Gods: got a punch on the

and high.  
 and it's startin' to flow, I think I might be sinking.  
 Throw me a line, if I reach it in time  
 (I'll) meet you up there where the path runs straight

Find a Queen without a King,

born.  
 Ride a white mare on the footsteps of Dawn,  
 Tryin' to find a woman who's never, never, never been

Standing on a hill and a mountain of dreams,  
 Telling myself it's not as hard, hard, hard as it  
 seems....  
 Ahhhhh..... Ahhhhh..... Ahhhhh.....  
 Ahhhhh..... Ahhhhh..... Ahhhhh..... Fade out...

Dexter N. Muir Manufacturing Pilot Plant Technician  
 Massey University, Palmerston North,  
 New Zealand

I saw a request for this, so I thought I'd post it. This is my first real tab, so it may not be perfect.

The song is not overly complex. There are three main riffs corresponding to the chords. Just play the tab for the appropriate chord. The tabs may not be perfect, but I know the chords are correct.

Rhythm: all eighth notes, played in cut time.  
 Intro: second half of the "D" tab.

"G" tab A7 A A7

"D" tab

"Dm" tab

Verses:

G D  
 Spent my days with a woman unkind, smoked my stuff and drank all my wine

G D  
 Made up my mind, going to make a new start, going to California with an aching  
 in my heart

(etc. until:)  
 Dm  
 Seems that the wrath of the....

I hope this helps somewhat. Also, the song is written in the key of D, if anyone wants to know.

Hopefully, I'll try to post a few other Zeppelin tabs if I get the chance.

Subject: Going To California TAB  
 Going To California by Led Zeppelin

This song has two acoustic guitars and a mandolin. However I only know the guitar parts so just play with notes for the mandolin stuff.

Both guitars are tuned to DGDGBD.  
 Intro: on one guitar

At the start of the lyrics, still one guitar

At "all my wine" and at corresponding part in next verse

When the second guitar enters is plays this..

While the second guitar plays this..

then...

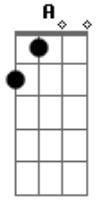
And guitar 2 plays

At the "wrath of the gods" part.. guitar 1 plays X 4

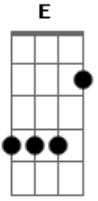
After that, replay the intro accompanied by this on guitar 2

On the outro both guitar play essentially the same thing.

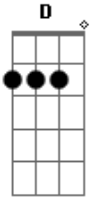
## Acordes



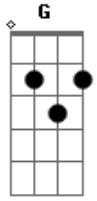
© ukulele-chords.com



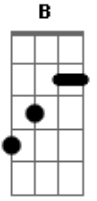
© ukulele-chords.com



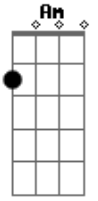
© ukulele-chords.com



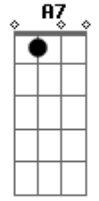
© ukulele-chords.com



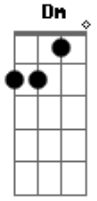
© ukulele-chords.com



© ukulele-chords.com



© ukulele-chords.com



© ukulele-chords.com