

Led Zeppelin - Going to California

Tom: E

Tuning: D A D G B E

Intro:

```

                p                p
Spent...      Smoked...    All...
Made...       Goin'...     In...
Some...       Love...      In...

                p                h                h                p                h                h

```

(double spaced for double digits... essentially an Am7 up 9 frets...)

```

- - - 12- - - 12- - - 12- - - 12| - - - 12- - - 12- - - 12-
- - 12|
- - 10- - - 10- - - 10- - - 10- | - - 10- - - 10- - - 10- -
- 10- |
- 11- - - 11- - - 11- - - 11- - | - 11- - - 11- - - 11- -
11- - |
- - - 0 - - - - - 0 - - - - | - - - 0 - - - - - 0
- - - |
- - - |
- - - |
0 - - - - - 0 - - - - - | 0 - - - - - 0 - - - -
- - - |

```

```

                p                p
Took...       Never...     same...
Sea...        Wonder...   day...
Mount...     Chil...         wake...
out...

                h                h

```

```

Seems...     nose...       sinking...
Throw...     Meet...       high...

ending:
p            p            p            p

```

```

Ahhhhh..... Ahhhhh..... Ahhhhh.....
Ahhhhh..... Ahhhhh..... Ahhhhh.....
out...                               Fade

```

Spent my days with a woman unkind:
 Smoked my stuff and drank all my wine.
 Made up my mind, make a new start,
 Goin' to California with an achin' in my heart.
 Someone told me there's a girl out there
 With love in her eyes and flowers in her hair.

Took my chances on a big jet plane.
 Never let 'em tell you that they're all the same.
 Ah, the Sea was red and the Sky was grey:
 I wondered how tomorrow could ever follow today.
 The mountains and the canyons start to tremble and

shake:
 Children of the Sun begin to wake.... [spoken:] watch
 out

nose
 Seems like the wrath of the Gods: got a punch on the
 and it's startin' to flow, I think I might be sinking.
 Throw me a line, if I reach it in time
 (I'll) meet you up there where the path runs straight
 and high.

Find a Queen without a King,

born.
 Ride a white mare on the footsteps of Dawn,
 Tryin' to find a woman who's never, never, never been

Standing on a hill and a mountain of dreams,
 Telling myself it's not as hard, hard, hard as it
 seems....
 Ahhhhh..... Ahhhhh..... Ahhhhh.....
 Ahhhhh..... Ahhhhh..... Ahhhhh..... Fade out...

Dexter N. Muir Manufacturing Pilot Plant Technician
 Massey University, Palmerston North,
 New Zealand

I saw a request for this, so I thought I'd post it. This is
 my first
 real tab, so it may not be perfect.

The song is not overly complex. There are three main riffs
 corresponding to the chords. Just play the tab for the
 appropriate
 chord. The tabs may not be perfect, but I know the chords are
 correct.

Rhythm: all eighth notes, played in cut time.
 Intro: second half of the "D" tab.

"G" tab

"D" tab

"Dm" tab

A7

A A7

Verses:

G D
 Spent my days with a woman unkind, smoked my stuff and drank
 all my wine

G
 Made up my mind, going to make a new start, going to
 California with an aching
 D
 in my heart

(etc. until:)

Dm
 Seems that the wrath of the....

I hope this helps somewhat. Also, the song is written in the
 key of D, if
 anyone wants to know.

Hopefully, I'll try to post a few other Zeppelin tabs if I get
 the chance.

Subject: Going To California TAB

Going To California by Led Zeppelin

This song has two acoustic guitars and a mandolin.
 However I only know the guitar parts so just
 play with notes for the mandolin stuff.

Both guitars are tuned to DGDGBD.
 Intro: on one guitar

At the start of the lyrics, still one guitar

At "all my wine" and at corresponding part in next verse

When the second guitar enters is plays this..

While the second guitar plays this..

then...

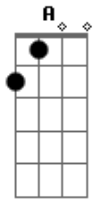
And guitar 2 plays

At the "wrath of the gods" part.. guitar 1 plays X 4

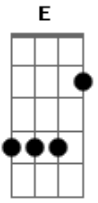
After that, replay the intro accompanied by this on guitar 2

On the outro both guitar play essentially the same thing.

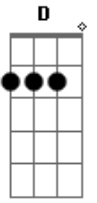
Acordes



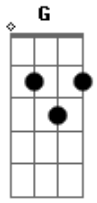
© ukulele-chords.com



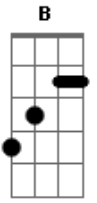
© ukulele-chords.com



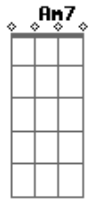
© ukulele-chords.com



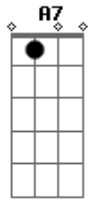
© ukulele-chords.com



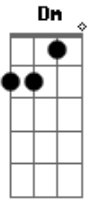
© ukulele-chords.com



© ukulele-chords.com



© ukulele-chords.com



© ukulele-chords.com