

# Led Zeppelin - As Long As I Have You Live

Tom: A S S S S S S S S S S S S S S S S S S E E E E E E E E S E. E E  
S S S E S E

AS LONG AS I HAVE YOU

Transcribed by Brandon Martin-Gray S  
S S S

Gtr I (E A D G B E) - 'Track 1' S  
S S S

Q=114  
Am  
4/4  
Gtr I  
PM PM PM PM PM--| PM PM--| PM PM PM PM E E E E E E E E S E. E E S S S E S E  
PM  
S E S Q S E S Q S E S Q S E S Q S  
S S S

PM PM PM PM PM PM PM PM PM PM PM PM PM PM PM E S Q S E S Q S E S Q S E S Q S  
PM  
S E E E S S E E E E E E E E S S E E E E  
S S S

PM PM PM PM PM PM PM PM E S S S S S S S S S S S S S S S S S S S E. S Q H E S S S E E E E E E E E S S E E E E  
E. S Q H E S S S S S S S S S S S S S S S S S S E. S Q H E E E S S E E E E E E E E S S E E E E E E

6/4  
PM PM PM PM PM PM PM PM E S S S S S S S S S S S S S S S S S S S E S E S E S E S E S E S E S E S E S E S  
E S W 4/4 E E E E E E E E E E E E E E E E E E

4/4  
PM PM PM PM PM PM PM PM PM PM PM PM PM PM PM E  
PM  
S E E E E E E E E E E E E E E E E E E  
S S

~ 2/4 4/4  
E S E S E S E S E S E S E S E S E S E S E S E S E S S S S S E S E. E E S  
S S E S E  
PM PM PM PM PM PM PM--| PM PM PM PM PM PM  
S E S S S S S S S S S S S S S S S S S S  
S S  
PM PM PM PM PM PM PM PM PM PM PM--| PM PM PM-  
-| S E S S S S S S S S S S S S S S S S S S  
S S

6/4 2/4 4/4  
E S E S E S E S E S E S E S E S E S E S E S E S E S S S S S E S E. E E S  
S S E S E E S S S S S S S S S S S S S S S S S S E. S E E S E. E E  
E S S S S S S S S S S S S S S S S S S E. S E E S E. E E  
E S S S S S S S S S S S S S S S S S S E. S E E S E. E E  
E S S S S S S S S S S S S S S S S S S E. S E E S E. E E  
E S  
S S

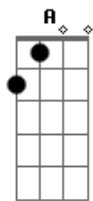
- Duration Legend  
-----  
- note tied to previous; . - note dotted; .. - note double dotted  
Uncapitalized letters represent notes that are staccato (1/2 duration)  
Irregular groupings are notated above the duration line  
Duration letters will always appear directly above the note/fret number it represents the duration for. Duration letters with no fret number below them represent rests. Multi-bar rests are notated in the form Wxn, where n is the number of bars to rest for. Low melody durations appear below the staff
- Tablature Legend  
-----  
h - hammer-on  
p - pull-off  
b - bend  
pb - pre-bend  
r - bend release (if no number after the r, then release immediately)  
\ - slide into or out of (from/to "nowhere")  
s - legato slide  
S - shift slide  
n(n) - tapped harmonic  
~ - vibrato  
tr - trill  
T - tap  
TP - trem. picking  
PM - palm muting  
\n/ - tremolo bar dip; n = amount to dip  
\n - tremolo bar down  
n/ - tremolo bar up  
/n\ - tremolo bar inverted dip  
= - hold bend; also acts as connecting device for hammers/pulls  
- volume swell (louder/softer)

Misc Legend  
-----  
| - bar  
||o - repeat start

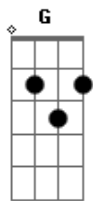
o|| - repeat end  
: - bar (freetime)  
& - Coda

Generated using Power Tab Editor by Brad Larsen - <http://>

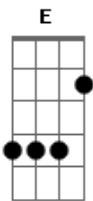
## Acordes



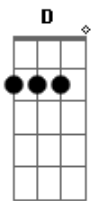
© ukulele-chords.com



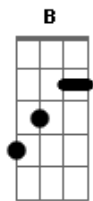
© ukulele-chords.com



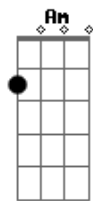
© ukulele-chords.com



© ukulele-chords.com



© ukulele-chords.com



© ukulele-chords.com