

Lacuna Coil - My Wings

Tom: **C**

pattern

of Part I/ Gtr. 1.

Tuning : Down one whole step to **D G C F A D**

Part Itr. 1: This part is played through almost the entire song.

measure

After the first little verse omit the second

and play the first continuously.
(It can also be played using the chord

x,x,2,4,5,0).

The Part Itr. 2 is played after this.

Chorustr. 1

Chorustr. 2: This part is barely audible.

Part Itr. 2

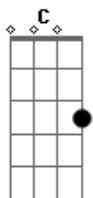
Part IIItr. 2: This part comes right before the last chorus.
Basically

the guitar alternates between the **A** on the
5th string, 2nd fret and its octave on the 3rd string,
4th fret.

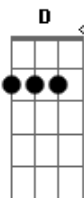
Part IItr. 2: I like to play this part with the strumming

The song ends with a D.

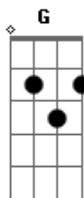
Acordes



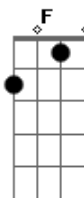
© ukulele-chords.com



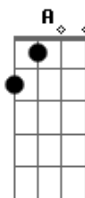
© ukulele-chords.com



© ukulele-chords.com



© ukulele-chords.com



© ukulele-chords.com