

# Korn - Freak On A Leash

Tom: **A**  
Intro: / Verse (Without Drums)

Riff **A**  
Munky Head

You play this during the first verse BEFORE the drums come in.

Also, when Munky hits the High **A** 18th fret note, Head starts his little part of this riff. Then, when Head hits the High **D** 24TH fret note, Munky starts his part of this riff.

Verse (With Drums)

Riff **B**  
Munky Head

-To get this note to sound like Munky does use a Flanger set to vibrato (I just turn all the way clock-wise.)

These Riffs are only done when David plays the verse with the band

| Pre Chorus |

Riff **C**  
Munky & Head

Riff **D**  
Munky & Head

| Chorus |

Riff **E**  
Munky & Head

| Bridge |

Riff **F**  
Munky & Head

Riff **G**  
Munky or Head (One keeps playing Riff **F** )

Play these notes with the Flanger the same way you used it in Riff B.

Riff **H**  
Munky & Head

Riff **I**  
Munky & Head

| Last Chorus |

Riff **J**  
Munky & Head

Riff **K**  
Munky or Head

| Song Order with Lyrics |  
Intro: Riff **A** X6

With: Riff **A** X3  
Something takes a part of me.  
Something lost and never seen.

With Riff **B** X7  
Everytime I start to believe,  
Something's raped and taken from me... from me  
Life's got to always be messing with me (You wanna see the light)  
Can't they chill and let me be free (So do I)  
Can't I take away all this pain (You wanna see the light)  
I try to every night, all in vain... in vain

With: Riff **C** X3  
Sometimes I cannot take this place.  
Sometimes it's my life I can't taste.  
Sometimes I cannot feel my face.

With: Riff **D** X1  
You'll never see fall from grace

With: Riff **E** X4  
Something takes a part of me.  
You and I were meant to be.  
A cheap fuck for me to lay  
Something takes a

No guitar here: part of me.

With: Riff **B** X4  
Feeling like a freak on a leash. (You wanna see the light)  
Feeling like I have no release. (So do I)  
How many times have I felt diseased? (You wanna see the light)  
Nothing in my life is free... is free

With: Riff **C** X4  
Sometimes I cannot take this place.  
Sometimes it's my life I can't taste.  
Sometimes I cannot feel my face.

With Riff **D** X1  
You'll never see fall from grace

With: Riff **E** X4  
Something takes a part of me.  
You and I were meant to be.  
A cheap fuck for me to lay  
Something takes a

No Guitar here: part of me.

No Guitar Here:  
Boom na da mmm dum na ema  
Da boom na da mmm dum na ema  
Da boom na da mmm dum na ema  
Da boom na da mmm dum na ema

With: Riff **F** X1  
Da boom na da mmm dum na ema

With: Riff **G** X1  
Da boom na da mmm dum na ema

With: Riff **F** X1  
Da boom na da mmm dum na ema

With: Riff **G** X1  
Da boom na da mmm dum na ema

With: Riff **F** X1  
Da boom na da mmm dum na ema

With: Riff **G** X1  
Da boom na da mmm dum na ema

With: Riff **F** X1  
Da boom na da mmm dum na ema

With: Riff **G** X1

Da boom na da mmm dum na ema

With: No guitar: GO!

Riff H X3  
Riff I X1

With: Riff H X3  
So... fight! something on the...  
Fight... some things they fight  
So... something on the...

With: Riff I X1  
Fight... some things they fight

With: Riff H X3  
Fight... something of the  
No... some things they fight  
Fight... something of the...

With: Riff I X1  
Fight... some things they fight

With: Riff J X4  
Something takes a part of me.  
You and I were meant to be.  
A cheap fuck for me to lay  
Something takes a part of me.

With: Riff K (Space Noise) and Riff J X4  
Part of me...  
Part of me...  
Part of me...  
Oh...

Seven-string guitar, tune it down one step.  
Intro: , verse:

Pre|-Chorus:

Sometimes I cannot take this place.

Chorus: Something takes a part of me.

For this part after the verse and Chorus 2x:  
Boom na da mmm dum na ema  
Fieldy (pick scrapes):

P=muted

Mute.....}

GO!:

If your on a six string, just hit the low E and A strings

-----

Tuning: Whole Step Down (DGCFAD )

Fig1 (verse riff)

## Acordes

Guitar 1

Guitar 2

Fig2 (Pre|-Chorus riff)

Fig3 (Interlude riff)

Fig4 (Chorus riff)  
Fig5 (Interlude riff)

Fig1  
Fig2  
Fig4  
Fig1  
Fig2  
Fig4  
Fig3  
Fig5  
Fig4  
Fig4

-----

Tuning:Whole Step Down (DGCFAD )  
Intro: Guitar 1 (Head)

Guitar 2 (Munky)

Pre|-Chorus riff

Interlude riff

Chorus riff

Interlude riff  
(3 x) (1 x)

-----

Tuning: 2.5 steps down

Fig1 (verse riff)

Guitar 1 Guitar 2

Fig2 (pre|-Chorus riff)

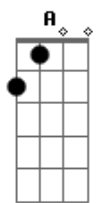
Fig3 (interlude riff)

Fig4 (Chorus riff)

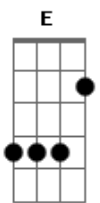
Fig5 (interlude riff)

order of play:

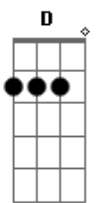
Fig1  
Fig2  
Fig4  
Fig1  
Fig2  
Fig4  
Fig3  
Fig5  
Fig4  
Fig4



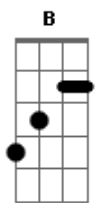
© ukulele-chords.com



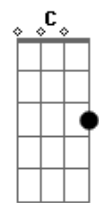
© ukulele-chords.com



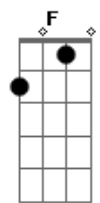
© ukulele-chords.com



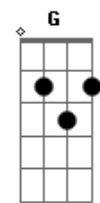
© ukulele-chords.com



© ukulele-chords.com



© ukulele-chords.com



© ukulele-chords.com