

# Katie Melua - The Closest Thing To Crazy

tom: E

Afinação: Eb Ab Db Gb Bb Eb

Capostrate na 1ª casa

Intro: E B E Eadd9 E  
E Aadd9 E B

[Primeira Parte]

E B  
How can I think  
E Eadd9 E E  
I'm standing strong  
A  
Yet feel the air  
E E B  
Beneath my feet

Dbm B A  
How can happiness feel so wrong  
Abm7 B7 E B  
How can misery feel so sweet

E B  
How can you let  
E Eadd9 E E  
Me watch you sleep  
A  
Then break my dreams  
E E B  
The way you do

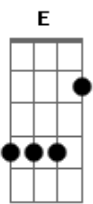
Dbm B A  
How can I have got in so deep  
Abm7 B7 E B  
Why did I fall in love with you

[Ponte]

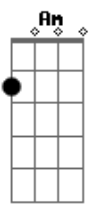
E  
This is the closest thing to crazy  
Eadd9 Dbm Dbm  
I have ever been  
Gbm7 Abm7 B  
Feeling 22 acting 17

E  
This is the nearest thing to crazy  
Eadd9 Dbm Dbm  
I have ever known  
Gbm7 Am  
I was never crazy on my own  
E Dbm  
And now I know  
A C  
That there's a link between the two  
E Dbm B7  
Being close to craziness  
E

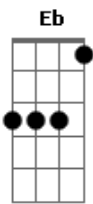
## Acordes



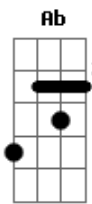
© ukulele-chords.com



© ukulele-chords.com



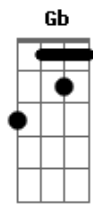
© ukulele-chords.com



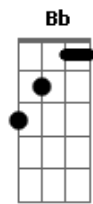
© ukulele-chords.com



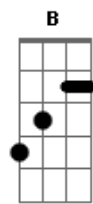
© ukulele-chords.com



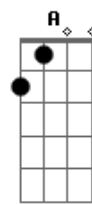
© ukulele-chords.com



© ukulele-chords.com



© ukulele-chords.com



© ukulele-chords.com

And being close to you  
( B E Eadd9 E E Am Am E )

[Segunda Parte]

E B  
How can you let  
E Eadd9 E E  
Me fall apart  
A  
Then break my fall  
E E B  
With loving lies  
Dbm B A  
It's so easy to break a heart  
Abm7 B7 E B  
It's so easy to close your eyes

E B  
How can you treat  
E Eadd9 E E  
Me like a child  
A  
Yet like a child  
E E B  
I yearn for you

Dbm B A  
How could anyone be so wild  
Abm7 B7 E B  
How could anyone be so blue

[Ponte]

E  
This is the closest thing to crazy  
Eadd9 Dbm Dbm  
I have ever been  
Gbm7 Abm7 B  
Feeling 22 acting 17

E  
This is the nearest thing to crazy  
Eadd9 Dbm Dbm  
I have ever known  
Gbm7 Am  
I was never crazy on my own  
E Dbm  
And now I know  
A C  
That there's a link between the two  
E Dbm B7  
Being close to craziness  
E  
And being close to you  
A B E Dbm7  
And being close to you  
A B E  
And being close to you

**D<sub>b</sub>m**

ukulele-chords.com

Detailed description: A 4-string ukulele fretboard diagram for the D<sub>b</sub>m chord. The strings are numbered 1 to 4 from top to bottom. Fingering: 1st string (G4) has a bar across the 2nd and 3rd frets; 2nd string (B3) has a dot at the 2nd fret; 3rd string (D4) has a dot at the 2nd fret; 4th string (F3) has a dot at the 2nd fret.

**A<sub>b</sub>m7**

© ukulele-chords.com

Detailed description: A 4-string ukulele fretboard diagram for the A<sub>b</sub>m7 chord. Fingering: 1st string (G4) has a dot at the 2nd fret; 2nd string (B3) has a dot at the 2nd fret; 3rd string (D4) has a dot at the 2nd fret; 4th string (F3) has a dot at the 2nd fret.

**B7**

© ukulele-chords.com

Detailed description: A 4-string ukulele fretboard diagram for the B7 chord. Fingering: 1st string (G4) has a bar across the 2nd and 3rd frets; 2nd string (B3) has a dot at the 2nd fret; 3rd string (D4) has a dot at the 2nd fret; 4th string (F3) has a dot at the 2nd fret.

**G<sub>b</sub>m7**

© ukulele-chords.com

Detailed description: A 4-string ukulele fretboard diagram for the G<sub>b</sub>m7 chord. Fingering: 1st string (G4) has a dot at the 2nd fret; 2nd string (B3) has a dot at the 2nd fret; 3rd string (D4) has a dot at the 2nd fret; 4th string (F3) has a dot at the 2nd fret.

**C**

© ukulele-chords.com

Detailed description: A 4-string ukulele fretboard diagram for the C chord. Fingering: 1st string (G4) has a dot at the 3rd fret; 2nd string (B3) has a dot at the 3rd fret; 3rd string (D4) has a dot at the 3rd fret; 4th string (F3) has a dot at the 3rd fret.

**D<sub>b</sub>m7**

© ukulele-chords.com

Detailed description: A 4-string ukulele fretboard diagram for the D<sub>b</sub>m7 chord. Fingering: 1st string (G4) has a bar across the 2nd and 3rd frets; 2nd string (B3) has a dot at the 2nd fret; 3rd string (D4) has a dot at the 2nd fret; 4th string (F3) has a dot at the 2nd fret.

**Eadd9**

ukulele-chords.com

Detailed description: A 4-string ukulele fretboard diagram for the Eadd9 chord. Fingering: 1st string (G4) has a dot at the 2nd fret; 2nd string (B3) has a dot at the 2nd fret; 3rd string (D4) has a dot at the 2nd fret; 4th string (F3) has a dot at the 2nd fret.

**Aadd9**

ukulele-chords.com

Detailed description: A 4-string ukulele fretboard diagram for the Aadd9 chord. Fingering: 1st string (G4) has a dot at the 2nd fret; 2nd string (B3) has a dot at the 2nd fret; 3rd string (D4) has a dot at the 2nd fret; 4th string (F3) has a dot at the 2nd fret.