

# John Frusciante - Unreachable

Tom: A

Are we  
**Ab** **Eb** **Fm**  
 Down for the same cause  
**Ab** **Eb** **Fm**  
 We don't know what we stand for  
**Ab** **Eb** **Fm**  
 When the moments start to crack  
**Db** **Eb** **Bb**  
 You do lose track where your head's at

And I am unreachable  
**Ab** **Eb** **Fm**  
 What do you think when your head's full?  
**Ab** **Eb** **Fm**  
 We don't rely on what we get  
**Db** **Eb** **Bb**  
 We're picking up where we aren't yet  
 HEY!

( **Fm** **Ab** **Fm** **Ab** **Fm** **Ab** **Fm** **Ab** )

**Fm** **Ab** **Eb** **Bb** **Fm** **Ab**  
 One time, hit me where I turn white  
**Eb** **Bb**  
 I don't mean to be polite  
**Fm** **Ab** **Eb** **Bb**  
 Uniformed, spinning the world to the beat of my drum  
**Fm** **Ab** **Eb** **Bb**  
 Uniformed

**Fm** **Ab** **Eb** **Bb** **Fm** **Ab**  
 One time, hit me where I turn white  
**Eb** **Bb**  
 I don't mean to be polite  
**Fm** **Ab** **Eb** **Bb**  
 Uniformed, spinning the world to the beat of my drum  
**Fm** **Ab** **Eb** **Bb**  
 Uniformed

**Fm** **Ab**  
 Reach into the darkness for what you can find  
**Eb** **Bb**  
 Travel great distance in your mind  
**Fm** **Ab**  
 The world gets stronger as you start trying thing  
**Eb** **Bb**  
 Turn around towards being born away from dying  
**Fm** **Ab**  
 I've run out again, there's no one on my side

**Eb** **Bb**  
 We to disappear, well, I know I tried  
**Bb**  
 You know we tried, you know we tried  
**Db** **Fm** **Eb** **Fm**  
 Heeeeeeee shoot me heeeeeeee  
**Db** **Ab** **Eb** **Fm** **Db** **Bb**  
 Heeeeeeee shoot me shoot me shoot me yeah yeah hey hey  
 yeah  
**Fm** **Eb**  
 Aaaaah  
**Fm** **Eb**  
 Aaaaah

[Solo]

Backing Track. I can't tell if it's keyboard or guitar with reverb and/or delay, but here it is... (3:21)

Guitar starts (John either uses wah or phaser for this. But I'm going to just use wah) (3:41) (4:03) (4:12)

From here, everything starts to get mashed together a bit. But, this is what I got out of it (don't expect it to be right, I'm still not sure if that's right myself) (4:17) (4:20) (4:22)

Turn on the distortion (4:44) (4:48) (4:52)

This riff is played in the background (4:54) (4:59)

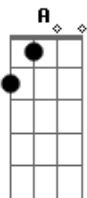
(5:04) (5:09)

Starts working some damn nifty effects (I can't tell what they are)


I couldn't work out this part, so, kudos to normalowbird for working the chords to this part

This starts to overlap the chords above Still using Wah and Distortion (5:39)

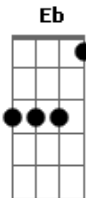
## Acordes



ukulele-chords.com



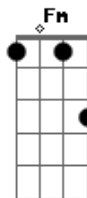
ukulele-chords.com



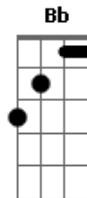
ukulele-chords.com



ukulele-chords.com



ukulele-chords.com



ukulele-chords.com