

João Feneja - Nosso Beijo

tom:

C

[Primeira Parte]

C
Vem comigo p'ra Valada
Dm
Onde o Tejo é mais azul
F C C A7
Seguimos pela mesma estrada
D7 G
Juntos na minha voiture
F C C A7
Seguimos pela mesma estrada
D7 G
Juntos na minha voiture
C
Num campo verde de milho
Dm
Estendo a manta p'ró manjar
F C C A7
Um compal e um pampi_lho
D7 G
O prometido ao chegares
F C C A7
Um compal e um pampi_lho
D7 G Ab
O prometido ao chegares

[Pré-Refrão]

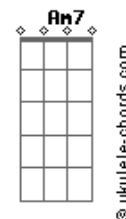
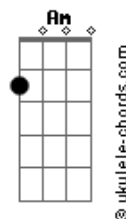
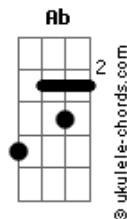
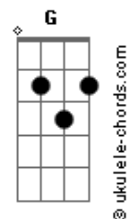
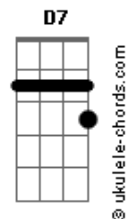
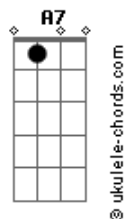
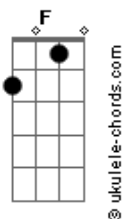
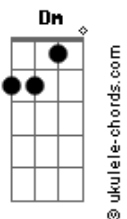
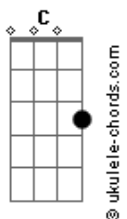
Am
Desde o momento
Am7
Que te vi no assento
Am7 Dadd9
Do comboio que te trouxe aqui
F
Vi pela gente
Gb
Num vaivém indiferente
Gm C Db
Que mais logo te levará de mim

[Refrão]

Dm G
Que só mais tarde quando fores embora
Em A
Vais perceber que a minha demora
Dm G
Em te trazer de volta do rio
C C7
Foi porque
Dm G
O nosso beijo por teus olhos provocado
Em A
Parou o tempo deixou-me assim especado
Dm G
Sem saber se tudo aquilo que eu lá vi
Ab Am Am7
Foi o fim

(A Am7)

Acordes



(Dm G G7 C)

[Segunda Parte]

C
E quando fores para a Espanha
Dm
Qual será o meu consolo?
F C C A7
Que garrafa se asseme_lha
D7 G
Ao teu beijo e aos teus olhos?
F C C A7
Que garrafa se asseme_lha
D7 G
Ao teu beijo e aos teus olhos?
C
Deixa-me a tua dezena
Dm
Enquanto estiveres distante
F C C A7
À troca de uma açuce_na
D7 G
P'ra que lembres teu amante
F C C A7
À troca de uma açuce_na
D7 G Ab
P'ra que lembres teu amante

[Pré-Refrão]

Am
Vais com o vento
Am7
Deixas-me o firmamento
Am7 Dadd9
Embrulhado em saudade tamanha
F
Voltarás cedo
Gb
Mais veloz que o medo
Gm C Db
Do amor não mover montanhas?

[Refrão]

Dm G
E só mais tarde quando fores embora
Em A
Vais perceber que a minha demora
Dm G
Em te trazer de volta do rio
C C7
Foi porque
Dm G
O nosso beijo por teus olhos provocado
Em A
Parou o tempo deixou-me assim especado
Dm G
Sem saber se tudo aquilo que eu lá vi
Ab Am Am7
Foi o fim

[Final] Am Am7 Am

Gb

© ukulele-chords.com

The diagram shows a ukulele fretboard with four strings and four frets. A thick black bar is drawn across the top two strings (G and C) at the first fret. A single black dot is placed on the second string (E) at the first fret.

Gn

© ukulele-chords.com

The diagram shows a ukulele fretboard with four strings and four frets. A diamond symbol is located above the first fret. Black dots are placed on the second string (E) at the first fret, the first string (F) at the second fret, and the fourth string (B) at the second fret.

Db

© ukulele-chords.com

The diagram shows a ukulele fretboard with four strings and four frets. A thick black bar is drawn across the top two strings (G and C) at the first fret. A single black dot is placed on the fourth string (B) at the second fret.

En

© ukulele-chords.com

The diagram shows a ukulele fretboard with four strings and four frets. A circle symbol is located above the first fret. Black dots are placed on the second string (E) at the first fret, the first string (F) at the second fret, and the fourth string (B) at the second fret.

A

© ukulele-chords.com

The diagram shows a ukulele fretboard with four strings and four frets. Diamond symbols are located above the first and second frets. Black dots are placed on the second string (E) at the first fret and the first string (F) at the second fret.

C7

© ukulele-chords.com

The diagram shows a ukulele fretboard with four strings and four frets. Diamond symbols are located above the first, second, and third frets. A single black dot is placed on the fourth string (B) at the third fret.

G7

© ukulele-chords.com

The diagram shows a ukulele fretboard with four strings and four frets. A diamond symbol is located above the first fret. Black dots are placed on the second string (E) at the first fret, the first string (F) at the second fret, and the fourth string (B) at the second fret.

Dadd9

© ukulele-chords.com

The diagram shows a ukulele fretboard with four strings and four frets. A thick black bar is drawn across the top two strings (G and C) at the first fret. Black dots are placed on the second string (E) at the first fret and the fourth string (B) at the second fret.