

# Jessé - Porto Solidão

Tom: C

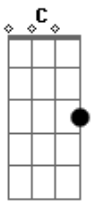
Intro: Am Dm G C (E7 )  
Am Dm E7 Am

Se um veleiro repousasse na palma da minha mão  
Sopraria com sentimento e deixaria seguir sempre  
Rumo ao meu coração, meu co...ra...ção  
A calma de um mar que guarda tamanhos segredos

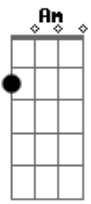
De versos naufragados e sem tempo

A7 G A Dm G C (E7 )  
Rimas de ventos e velas, vida que vem e que vai  
Am Bm7  
A solidão que fica e entra  
E7 Am  
Me arremessando contra o cais  
A7 G A Dm G C (E7 )  
Rimas de ventos e velas, vida que vem e que vai  
Am Bm7  
A solidão que fica e entra  
E7 Am  
Me arremessando contra o cais

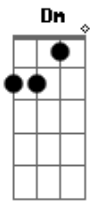
## Acordes



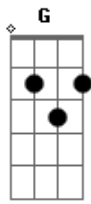
© ukulele-chords.com



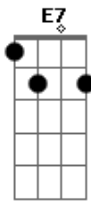
© ukulele-chords.com



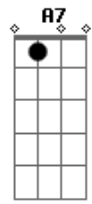
© ukulele-chords.com



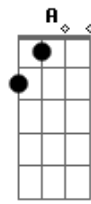
© ukulele-chords.com



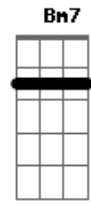
© ukulele-chords.com



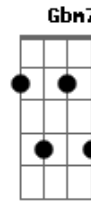
© ukulele-chords.com



© ukulele-chords.com



© ukulele-chords.com



© ukulele-chords.com