

# Jefferson Airplane - Watch Her Ride

Tom: A

#  
Date: Thu, 14 Nov 1996 14:49:14 -0500  
From: Andrew Rogers  
Subject: ./j/jefferson\_airplane/

(Paul Kantner)  
Intro: Gm Fm [see Notes for tuning/fingering]  
// // // // // // // // //

Verse 1:  
[verse 1: hold 2 extra beats]  
I didn't know you were the one for me, I couldn't see  
But you were waiting for  
Someone to come along and help you out to sing your  
And I was changing

Chorus:  
All I see is you  
All I feel is you for me  
[1: Dm, to post-chorus; 2: D, to bridge]

Post-chorus:  
And I would really like to watch you ride  
And always feel you by my side  
I would really like to watch you ride  
All on me

Verse 2:  
Now I go stumblin' to the sky and I seem to fly so  
I see you, I feel you  
You have a way of walkin' 'round, your feet they never touch the ground  
And you are shining  
[repeat chorus; to bridge]

Bridge:  
[8-bar bass solo over D]  
D  
Times don't change  
Times don't ever change for me and I know  
That you could be  
The only thing in my world  
The only thing that my mind could find for love  
Love and peace of mind for me  
For me...  
Oh, oh, oh...

Verse 3:  
Your shadow in the morning sun becomes my fun and we

can say  
I love you, I love you  
Now morning shines on silver beaches, your life  
flashes through the reaches  
Of my mind, of my mind

Coda:  
Of my mind  
And my mind becomes alive with you  
It's all that I can do  
To sit here and let you blow my mind  
Blow my mind, you're so fine  
In my mind, you're so fine  
[Paul:] In my mind, you're so fine  
[Grace:] (...fine) In my mind, you're so fine  
[Paul:] In my mind, in my mind  
[Grace:] In my mind, you're so fine  
[Paul:] You're so fine  
[Grace:] In my mind

Bass:  
v v v v v v v v  
v v v v v v v v  
v v v v v v v v

Lead guitar:  
Eb [xx88xx] Eb [xx78xx]  
v v v v v v v v  
Eb Eb  
v v v v v v v v  
[triplets; bend gradually to 17...]  
Eb  
v v v v v v v v  
[...then to 19!]

Notes:  
The chords may sound like 7#9s, but there's definitely no major third in them. They're actually minor 7ths voiced with the 7th and 3rd on top, with the low E tuned down to D to allow the root finger reach:  
Gm 555766 Fm 333544 Ebm 111322  
Cm 111111 Dm 111111  
000211 222433

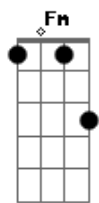
-- another ace 60's tab from Andrew Rogers



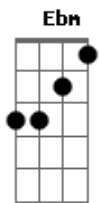
© ukulele-chords.com



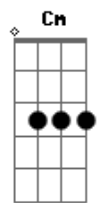
© ukulele-chords.com



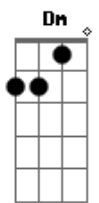
© ukulele-chords.com



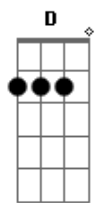
© ukulele-chords.com



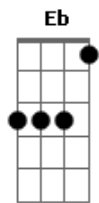
© ukulele-chords.com



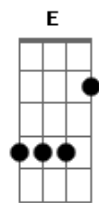
© ukulele-chords.com



© ukulele-chords.com



© ukulele-chords.com



© ukulele-chords.com