

Jefferson Airplane - Watch Her Ride

Tom: A

Date: Thu, 14 Nov 1996 14:49:14 -0500
From: Andrew Rogers
Subject: ./j/jefferson_airplane/

(Paul Kantner)

Intro: Gm7 Fm7 [see Notes for tuning/fingering]
// // // // // // // // //

Verse 1:

Gm7 [verse 1: hold 2 extra beats]
I didn't know you were the one for me, I couldn't see
Fm7
But you were waiting for
Gm7
Someone to come along and help you out to sing your
song
Fm7
And I was changing

Chorus:

Ebm7 Fm7
All I see is you
Ebm7 Fm7 Gm7 [1: Dm7, to post-chorus; 2: D, to bridge]
All I feel is you for me

Post-chorus:

Cm7 Dm7
And I would really like to watch you ride
Cm7 Dm7
And always feel you by my side
Cm7 Dm7
I would really like to watch you ride
Ebm7
All on me

Verse 2:

high
Now I go stumblin' to the sky and I seem to fly so
I see you, I feel you
You have a way of walkin' 'round, your feet they never
touch the ground
And you are shining
[repeat chorus; to bridge]

Bridge:

[8-bar bass solo over D]

D
Times don't change
Times don't ever change for me and I know
That you could be
The only thing in my world
The only thing that my mind could find for love
Love and peace of mind for me
For me...
Gm7 Fm7
Oh, oh, oh...

Verse 3:

Your shadow in the morning sun becomes my fun and we

can say

I love you, I love you
Now morning shines on silver beaches, your life
flashes through the
reaches
Of my mind, of my mind

Coda:

Gm7
Of my mind
Cm7 Dm7
And my mind becomes alive with you
Cm7 Dm7
It's all that I can do
Cm7 Dm7
To sit here and let you blow my mind
Cm7 Dm7
Blow my mind, you're so fine
Cm7 Dm7
In my mind, you're so fine
Cm7 Dm7
[Paul:] In my mind, you're so fine
[Grace:] (...fine) In my mind, you're so fine
Cm7 Dm7
[Paul:] In my mind, in my mind
[Grace:] In my mind, you're so fine
Cm7 Dm7
[Paul:] You're so fine
[Grace:] In my mind

Bass:

v v v v v v v v
v v v v v v v v
v v v v v v v v

Lead guitar:

Eb [xx88xx] Eb [xx78xx]
v v v v v v v v
Eb Eb
v v v v v v v v
[triplets; bend gradually to 17...]
Eb
v v v v v v v v
[...then to 19!]

Notes:

The chords may sound like 7#9s, but there's definitely no major third in them. They're actually minor 7ths voiced with the 7th and 3rd on top, with the low E tuned down to D to allow the root

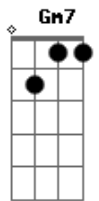
finger reach:

Gm7 555766 Fm7 333544 Ebm7 111322
Cm7 111111 Dm7 111111
000211 222433

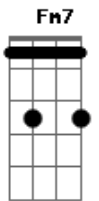
-- another ace 60's tab from Andrew Rogers



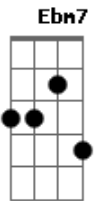
© ukulele-chords.com



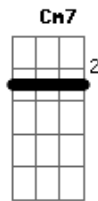
© ukulele-chords.com



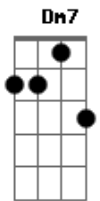
© ukulele-chords.com



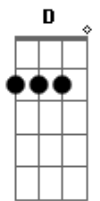
© ukulele-chords.com



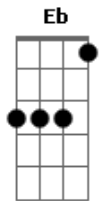
© ukulele-chords.com



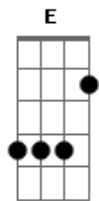
© ukulele-chords.com



© ukulele-chords.com



© ukulele-chords.com



© ukulele-chords.com