

James Brown - Get On The Good Foot

Tom: **C**

This based on a live version of this song. Here's the main riff for the song. It's pretty simple, but remember to play it **FUNKY**, in hit the string very percussively and lift your finger up slightly, muting the string instant after you pick it.

Here's the other part that I've heard played live. It gets faster and louder as it

on, but it's just this one chord.

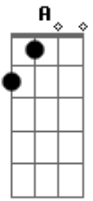
```
e|---5---|
b|---5---|
g|---5---|
d|---4---|
a|---5---|
E|---X---|
```

I play the **A** string with my thumb, which also mutes the **E** string for that rhythmic sound. Try to hit the G, B, and **E** strings a little harder than **D** and **A** for the right sound.

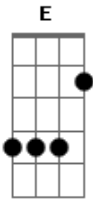
Acordes



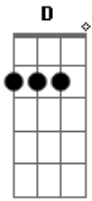
© ukulele-chords.com



© ukulele-chords.com



© ukulele-chords.com



© ukulele-chords.com