

# Jack Johnson - Symbol in my Driveway

Tom: **A**

Here are the corresponding riffs for each chord:

**A**                    **E**                    **E** (4th time)    **D**

Fairly straightforward. The intro chords/riffs are used throughout the song. Each period (in the chord-thing) below represents one measure (one play-through of each riff above). So, you'd play

**A** four times, **E** four times (the fourth time play the transition), **D** four times, and then **A** twice and **E** twice. That's it. Probably the most important thing to remember is to accent the third beat of each measure (which is the added 6th of each chord). Just listen along and you'll get the idea.  
Intro: /Verse

| **A** . . . | **E** . . **E** | **D** . . . | **A** . **E** . |

I've got a symbol in my driveway  
I've got a hundred million dollar friends

I've got a brand new weapon, lets see  
How destructive we can be

Got a brand new set of stencils  
I've been connecting all the dots  
Got my plans in a ziplock bag, lets see  
How unproductive we can be

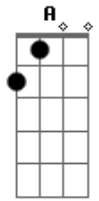
Got a lightbulb full of anger  
And I can switch it on and off  
Situations it can be so bright, I can't believe  
How pathetic we can be

Got a perfect set of blueprints  
I'm gonna build somebody else  
Might cost a little more than money  
But what's man without his wealth

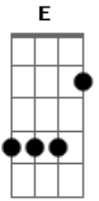
I've got a phosphorescent secret  
But don't you tell nobody else  
Next thing you'll know the whole world will be talking  
About all the blues they got, they just ain't no use, they got

Hmmmmmm...  
Hmmmmmm...  
Hmmmmmm...  
Hmmmmmm...

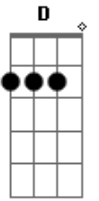
## Acordes



© ukulele-chords.com



© ukulele-chords.com



© ukulele-chords.com