

Iron Maiden - Sanctuary

Tom: **C** (Main Riff)
 Riff 3
so give me Sanctuary for the...
 Guitar lick: **A**
 ..tonight....
 Guitar lick: **B**

Alternately, you can try:
 Intro: and Main Riff (both guitars): Lick **A**

These are the two important licks which are used repeatedly throughout the song. Play each note where I signify.

The INTRO is just lick **A** played on its own twice. Then you are straight into the verse. Play lick **B** and Dno3rd a couple of times before the lyrics start. In the first half of the verses Lick **B** is played right the way through while the other guitar plays the other chord signified (Dno3rd).

VERSE:

Guitar Lick: **B**
 Dno3rd
 Out of the winter came a war-horse of steel
 Dno3rd
 I've never killed a woman before but I know how it feels

PART 2 (This is the second part of the verse. It is the same in every verse, so I am only tabbing it once.)

F1fr. G3fr. Guitar lick: **B**
 Dno3rd
 I know you'd have gone insane if you saw what I saw
 F1fr. G3fr. Afr.
 Now I've got to look for Sanctuary from the law

Tabbed out:
 Riff 2
 ...saw what I saw.. ..for...Sanctuary..

After this the song stops then starts again. You just play the INTRO bit again and play verse two, which is exactly the same as verse one, but with different lyrics for the first part (see lyrics at the end of the tab).

After this it's the bridge.

In the bridge when the lyrics stop the song has a very rhythmical guitar part before the solo. This is the bit in the tab which begins on the first "...tonight" and is made up firstly of barred E's & D's and then moves down through D's & C's to **Bm** and A. It's starting to sound complicated but trust me, it ain't that hard if you play along with the **CD** for the rhythm.

BRIDGE:

Afr. G3fr.
 So give me sanctuary from the law
 Afr. Dfr.
 And I'll be alright
 Afr. G3fr.
 Just give me sanctuary from the law
 Afr. Dfr.
 And love me tonight
 E7fr. Dfr. E7fr. Dfr. E7fr.
 Tonight
 Dfr. C3fr Dfr. C3fr. Dfr. Bm7fr. Afr.

Tabbed out:

The SOLO starts after this. It sounds a bit lame to tell you that it is an improvised solo, but it's true. It's typical Dave Murray as it is never played the same twice. Besides, I'm buggered if I can play or tab the solos on the **CD** but here at least are the background chords.

While the Solo is played, the other guitar plays:

Guitar lick **B** x8
 F1fr.
 G3fr.
 Guitar lick **B**
 F1fr.
 G3fr.
 Guitar lick **B** x3
 Dno3rd
 C(not barre)
 Guitar lick **B**

After the solos, there is this four times:
 Am(not barre) D(not barre)

(After Solos)

Then it's back to:
 F1fr. G3fr. Guitar lick: **B**
 Dno3rd
 I know you'd have gone insane if you saw what I saw
 F1fr. G3fr. Afr.
 Now I've got to look for Sanctuary from the law

After that it's time for VERSE THREE, for which the same applies as for verses one and two.

Then it's the start of the bridge again...unless, of course, it's the live version. In which case you should play:

(Live version with short breaks)

(Adrian) little bit muted

Afr. G3fr.
 So give me sanctuary from the law
 Afr. Dfr.
 And I'll be alright
 Afr. G3fr.
 Just give me sanctuary from the law
 Afr. Dfr.
 And love me tonight
 E7fr. Dfr. E7fr. Dfr. E7fr.
 Tonight
 Dfr. C3fr Dfr. C3fr. Dfr. Bm7fr. Afr.

Outro

LYRICS FOR VERSES TWO & THREE:

- I met up with a 'slinger last night to keep me alive
 He spends all his money on gambling and guns to survive
- I can laugh at the wind (Ha-ha-ha!), I can howl at the rain
 (Oooow!)
 Down in the canyon or out on the plain

Don't forget to play & sing PART TWO after each verse.

CHORDS USED:

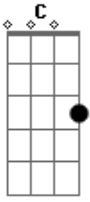
Dno3rd C Am F1fr. D E7fr. G3fr. Afr. Dfr. C3fr.

STEVE HARRIS IS GOD!

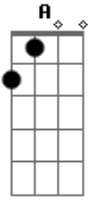
DAVE MURRAY FOR PRIME MINISTER!

BARRY CHUCKLE FOR AN OSCAR! D'OH.....

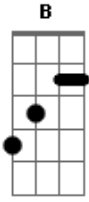
Acordes



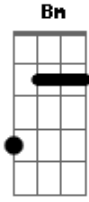
© ukulele-chords.com



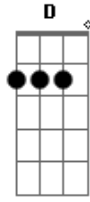
© ukulele-chords.com



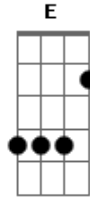
© ukulele-chords.com



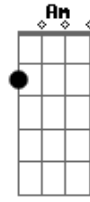
© ukulele-chords.com



© ukulele-chords.com



© ukulele-chords.com



© ukulele-chords.com