

Iron Maiden - Lightning Strikes Twice

Tom: D

NOTATION:

PALM MUTING: PM..... THE PALM MUTING IS USED UNTIL THE POINTS FINISH

HAMMER ON: --2 4--
 ho

PULL OF: --4 2--
 po

NOTE FROM ASIER: ¿Cómo estáis amigos? Sometimes as you read the tabs you will find that although Dave and Jan are driving us crazy with a chord and a wild and horsy rhythm in the tab there are just some chords. That's because of saving space and time by just putting the chords. the rhythm is not hard to work out, at least if you have ever played a Maiden song.

NOTE FROM JOE: Upon printing the tab for this song on Zoso's Iron Maiden site I discovered that the lead guitar parts from the intro and the quiet bit after the first verse were missing. I went home and figured it out by ear from the CD. Then I transcribed 'Sanctuary' properly last night so today I decided to tab this and mail it so all the Maiden fans who were peed off 'cos they couldn't be bothered figuring it out now don't have to. I haven't done the solo 'cos I'm not much of a solo player (and if I can't play 'em, I sure as hell can't tab them!), but if you can play it then tab it and post it for the benefit of others.

GUITAR ONE INTRO

B G E Gb

```

|-----|-----|-----|-----|
|-----|-----|-----|-----|
|-----|-----|-----|-----|
|-----4--4-----|-----|-----|-----|
|-----|-----|-----|-----|
|-----4--4--4-----5--5-----2--2-----4--4-----|
|-----|-----|-----|-----|
|-----2-----5--5--5-----2--2--2-----4--4--4-----|
|-----|-----|-----|-----|
|-----3-----0-----2-----|-----|-----|
|-----|-----|-----|-----|

```

GUITAR TWO INTRO:
LEAD PART FOR INTRO:

B G E Gb

```

|-----|-----|-----|-----|
|-----|-----|-----|-----|
|-----|-----|-----|-----|
|-----4--4--4--4--4-----5-----|-----|-----|
|-----|-----|-----|-----|
|-----4--4--4--4--4-----5--2--4-----|-----|-----|
|-----|-----|-----|-----|

```

```

|-----|-----|-----|-----|
|-----2--2--2--2--2-----3--2--4-----|-----|
|-----|-----|-----|-----|
|-----pm...-----|-----|-----|
|-----0--2-----|-----|-----|
|-----|-----|-----|-----|

```

This is the part of the song after verse one which sounds like the intro. It is like the Intro: but not quite, so here are the tabs for it. It should also be played with the same other guitar part as for the intro. The notes in brackets should be played a fraction of a second before the next note, but if you find it annoying just leave them out and no-one will really notice.

KNOWS... ONLY GOD

B B A B B | G E | G A A E | G E

```

|-----|-----|-----|-----|
|-----|-----|-----|-----|
|-----|-----|-----|-----|
|-----4--4--2--4--4-----|-----|-----2--2-----|
|-----|-----|-----|-----|
|-----4--4--2--4--4-----5--2--|5--2--2--2--2-----5--2--|
|-----|-----|-----|-----|
|-----2--2--0--2--2-----5--2--|5--0--0--2--2-----5--2--|
|-----|-----|-----|-----|
|-----|-----3--0--|3-----0--|3--0--|
|-----|-----|-----|-----|

```

THE WHOLE SKY...

```

|-----|-----|-----|-----|
|-----|-----|-----|-----|
|-----|-----|-----|-----|
|-----|-----|-----|-----|
|-----5--2--4-----|-----|-----|
|-----|-----|-----|-----|
|-----5--2--4-----|-----|-----|
|-----|-----|-----|-----|
|-----3--0--2-----|-----|-----|
|-----|-----|-----|-----|

```

MAYBE LIGHTNING...

B G E Gb B D E Gb

```

|-----|-----|-----|-----|
|-----|-----|-----|-----|
|-----|-----|-----|-----|
|-----4-----4--5--9-----|-----|-----|
|-----|-----|-----|-----|
|-----4--5--2--4--4--5--9--4-----|-----|-----|
|-----|-----|-----|-----|
|-----2--5--2--4--2--3--7--4-----|-----|-----|
|-----|-----|-----|-----|

```

pm..

MAYBE LIGHTNING...

3 0 2 2

12 12

14 13 14 13 13 14

14 6 7 9 7 6

14 12 14

9

14 14

CODA

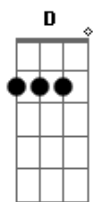
B B A B B REPEAT 3 TIMES A B B A B

4 4 2 4 2 2 4 4 2 4

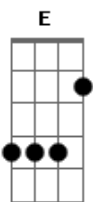
4 4 2 4 4 2 4 4 2 4

2 2 0 2 2 0 2 2 0 2

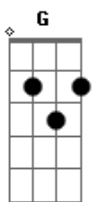
Acordes



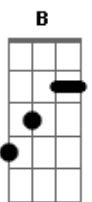
© ukulele-chords.com



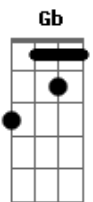
© ukulele-chords.com



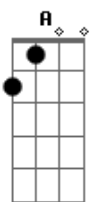
© ukulele-chords.com



© ukulele-chords.com



© ukulele-chords.com



© ukulele-chords.com