

Igreja Batista do Amor - Vou Seguir a Visão

tom:

Intro: **B7M** **Gb** **Ebm7** **C#2**
B7M **Gb** **Ebm7** **C#2**

[Primeira Parte]

Gb
Amar e ser amado
Ebm7
Cuidar e ser cuidado
B7M **Abm7**
Falar e ser ouvido
Ebm7 **C#2**
Ese é o modelo que Cristo ensinou

[Pré-Refrão]

C#2 **Ebm7** **B** **Ebm7**
Discipular e ser discipulado
C#2 **Ebm7** **B2**
Fazer discípulos sendo um discípulo

[Refrão]

Gb **B2**
Vou seguir a visão
C#2 **Ebm7** **C#2**
Responder ao chamado
Gb **C#2** **B2**
Vou correr para o al_____vo
Abm7 **Gb**
Levar a vida de Deus
B2 **Ebm7**
Profetizar e ministrar a
C#2
Salvação

Gb **B2**
Vou seguir a visão
C#2 **Ebm7** **C#2**
Responder ao chamado
Gb **C#2** **B2**
Vou correr para o al_____vo
Abm7 **Gb**
Levar a vida de Deus
B2 **Ebm7**
Profetizar e ministrar a
C#2
Salvação

(**B7M** **Gb** **Ebm7** **C#2**)
(**B7M** **Gb** **Ebm7** **C#2**)

[Pré-Refrão]

C#2 **Ebm7** **B** **Ebm7**
Discipular e ser discipulado
C#2 **Ebm7** **B2**
Fazer discípulos sendo um discípulo

[Refrão]

Gb **B2**
Vou seguir a visão
C#2 **Ebm7** **C#2**
Responder ao chamado
Gb **C#2** **B2**
Vou correr para o al_____vo
Abm7 **Gb**
Levar a vida de Deus
B2 **Ebm7**
Profetizar e ministrar a

Acordes

C#2
Salvação

Gb **B2**
Vou seguir a visão
C#2 **Ebm7** **C#2**
Responder ao chamado
Gb **C#2** **B2**
Vou correr para o al_____vo
Abm7 **Gb**
Levar a vida de Deus
B2 **Ebm7**
Profetizar e ministrar a
C#2
Salvação

[Ponte]

B **Gb**
No discipulado
B **Ebm7**
Sou encorajado
C#2
A vencer
Gb **B** **C#2**
Sem__pre vencer
B **Gb**
No discipulado
B **Ebm7**
Sou encorajado
C#2
A vencer
Gb **B** **C#2**
Sem__pre vencer

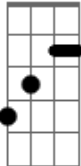
B **Gb**
No discipulado
B **Ebm7**
Sou encorajado
C#2
A vencer
Gb **B** **C#2**
Sem__pre vencer
B **Gb**
No discipulado
B **Ebm7**
Sou encorajado
C#2
A vencer
Gb **B** **C#2**
Sem__pre vencer

[Refrão]

Gb **B2**
Vou seguir a visão
C#2 **Ebm7** **C#2**
Responder ao chamado
Gb **C#2** **B2**
Vou correr para o al_____vo
Abm7 **Gb**
Levar a vida de Deus
B2 **Ebm7**
Profetizar e ministrar a
C#2
Salvação

Abm7 **Gb**
Levar a vida de Deus
B2 **Ebm7**
Profetizar e ministrar a
C#2
Salvação

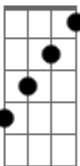
B



© ukulele-chords.com

Detailed description: A 4-string ukulele fretboard diagram for the B major chord. The strings are numbered 1 to 4 from top to bottom. Fingering: 1st string (G4) has a dot at the 2nd fret; 2nd string (B4) has a dot at the 2nd fret; 3rd string (D5) has a dot at the 2nd fret; 4th string (F#4) has a bar across the 2nd fret.

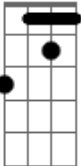
B7M



© ukulele-chords.com

Detailed description: A 4-string ukulele fretboard diagram for the B7 major chord. Fingering: 1st string (G4) has a dot at the 2nd fret; 2nd string (B4) has a dot at the 2nd fret; 3rd string (D5) has a dot at the 3rd fret; 4th string (F#4) has a dot at the 2nd fret.

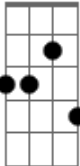
Gb



© ukulele-chords.com

Detailed description: A 4-string ukulele fretboard diagram for the Gb major chord. Fingering: 1st string (G4) has a bar across the 3rd fret; 2nd string (Bb4) has a dot at the 3rd fret; 3rd string (Db5) has a dot at the 3rd fret; 4th string (F4) has a dot at the 3rd fret.

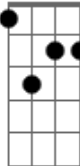
Ebn7



© ukulele-chords.com

Detailed description: A 4-string ukulele fretboard diagram for the Ebn7 chord. Fingering: 1st string (G4) has a dot at the 2nd fret; 2nd string (Bb4) has a dot at the 2nd fret; 3rd string (Db5) has a dot at the 2nd fret; 4th string (F4) has a dot at the 3rd fret.

Abn7



© ukulele-chords.com

Detailed description: A 4-string ukulele fretboard diagram for the Abn7 chord. Fingering: 1st string (G4) has a dot at the 1st fret; 2nd string (F4) has a dot at the 1st fret; 3rd string (Ab4) has a dot at the 1st fret; 4th string (Cb4) has a dot at the 1st fret.