

Gyl Silva - Perdeu

tom:

^G
Se me perdeu
^{Bm}
Foi por quer
^G
Só brincar comigo
^{Bm}
Por que não quis
^{Cadd9}
Ser o meu abrigo
^{Am}
Meu coração
^{Dadd9}
Por você se fechou

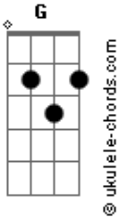
^G
Se eu fugi
^{Bm}
Por que não quis
^G
Está do meu lado
^{Bm}
Não quis mais

^C
Os meus abraços
^{Am}
Meu coração
^D
Por você se fechou

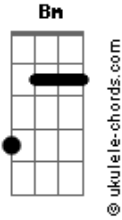
^C
Logo, log a noite ^D vem
^{Bm} ^{Em}
Mais você não vai voltar
^C ^D
E outro dia
^G ^{G7}
Vai raiar

^C ^D
Hoje a noite eu ou sair
^{Bm} ^{Em}
Por ai a procurar
^C
Por um novo amor
^D ^G
Pra essa dor passar

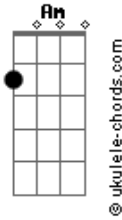
Acordes



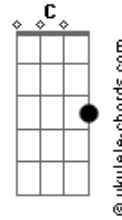
Ukulele chord diagram for G (Major). Fingering: 1 (index) on 2nd fret, 2 (middle) on 3rd fret, 3 (ring) on 4th fret, 4 (pinky) on 1st fret. © ukulele-chords.com



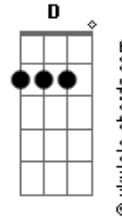
Ukulele chord diagram for Bm (Minor). Fingering: 1 (index) on 1st fret, 2 (middle) on 2nd fret, 3 (ring) on 3rd fret, 4 (pinky) on 4th fret. © ukulele-chords.com



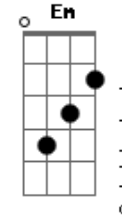
Ukulele chord diagram for Am (Minor). Fingering: 1 (index) on 1st fret, 2 (middle) on 2nd fret, 3 (ring) on 3rd fret, 4 (pinky) on 4th fret. © ukulele-chords.com



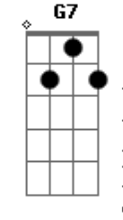
Ukulele chord diagram for C (Major). Fingering: 1 (index) on 1st fret, 2 (middle) on 2nd fret, 3 (ring) on 3rd fret, 4 (pinky) on 4th fret. © ukulele-chords.com



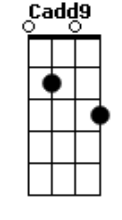
Ukulele chord diagram for D (Major). Fingering: 1 (index) on 2nd fret, 2 (middle) on 3rd fret, 3 (ring) on 4th fret, 4 (pinky) on 1st fret. © ukulele-chords.com



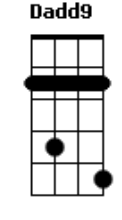
Ukulele chord diagram for Em (Minor). Fingering: 1 (index) on 2nd fret, 2 (middle) on 3rd fret, 3 (ring) on 4th fret, 4 (pinky) on 1st fret. © ukulele-chords.com



Ukulele chord diagram for G7 (Dominant Seventh). Fingering: 1 (index) on 2nd fret, 2 (middle) on 3rd fret, 3 (ring) on 4th fret, 4 (pinky) on 1st fret. © ukulele-chords.com



Ukulele chord diagram for Cadd9 (Major with 9th). Fingering: 1 (index) on 1st fret, 2 (middle) on 2nd fret, 3 (ring) on 3rd fret, 4 (pinky) on 4th fret. © ukulele-chords.com



Ukulele chord diagram for Dadd9 (Major with 9th). Fingering: 1 (index) on 2nd fret, 2 (middle) on 3rd fret, 3 (ring) on 4th fret, 4 (pinky) on 1st fret. © ukulele-chords.com