

# Grey Daze - What Is In The Eye

tom:  
**F**  
 ok, here they are... o if ya have n e questions  
 or comments bout em, email me back  
 at

Tuning: Standard (EADGBE )  
 Intro:

VERSE:  
 Part 1: hold this chord (xx3330) and strum the strings in this order:  
 4 3 2 1 2 1 2 and  
 repeat 2x

Part 2:  
 strum all the chords: **DUD** p= pull off

repeat ALL of the intro (both part 1 and part 2) several times. listen to the song for timing. for the very last verse: play part 1 once then part once 1, listen to the song to see what im talkin bout.

## CHORUS:

let the last note of each measure ring a little (listen to the song for timing)

repeat the actual chorus part 3x

## BRIDGE:

ok, if u listen to the song (which ull have to do obviously lol) the bridge goes from high to low, the bass is doin that if u listen carefully, so heres the guitar part:

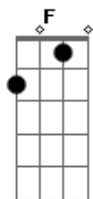
play this chord pretty fast in this pattern (listen to song for timing):  
 /-//--//--//--//--//--//

## OUTRO:

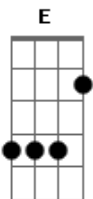
let each chord ring, listen to song for timing.

thats it!!! its really not that hard!!!

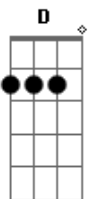
## Acordes



© ukulele-chords.com



© ukulele-chords.com



© ukulele-chords.com