

Green Day - Prosthetic Head

Tom: B

Gtr I (E A D G B E) - 'Gtr. 1'
 Gtr II (E A D G B E) - 'Gtr. 2'

Q=140
 4/4
 Gtr I
 E E E Q E Q E E E Q E Q E E E Q E Q W

-----	-----
-----o	o-----
-----	-----
-----	-----8s9-9--9--9--
-----o	o-8s9-9--9--9--
-----	-----6s7-7--7--7--

Gtr II
 Q Q Q Q 4x E E E Q E Q E E E Q E Q 8x

E E E Q E Q E E E Q E Q 8x
 Q Q 4x

Duration Legend

 W - whole; H - half; Q - quarter; E - 8th; S - 16th; T - 32nd;
 X - 64th; a - acciaccatura
 - note tied to previous; . - note dotted; .. - note double dotted
 Uncapitalized letters represent notes that are staccato (1/2 duration)
 Irregular groupings are notated above the duration line
 Duration letters will always appear directly above the note/fret number it represents the duration for. Duration letters with no fret number below them represent rests. Multi-bar rests are notated in the form Wxn, where n is the number of bars to rest for. Low melody durations appear below the staff

E E E Q E Q E E E Q E Q 4x
 E Q E Q 8x

Gtr II
 E E Q Q Q Q Q Q Q Q 4x E E E Q E Q E E E Q
 E Q 8x

Q. E Q. E Q E E Q. E Q. E Q. E Q E E E E
 E E 4x

Gtr I
 W E E E Q E Q

-----	-----x-----
o-----o	o--9-x-----
-----	-----9-9-x-----
-----	-----9-9-x-9--9-9--
o-----o	o-7-7-x-9--9-9--
-----	-----x-7--7-7--

Gtr II
 E E E E E E E E W

-----	-----
o-----o	o-----
-----	-----
-----9-9-9-9-9-9-9-9--	-----
o-9-9-9-9-9-9-9-9-o	o-----
-----7-7-7-7-7-7-7-7--	-----

E E E Q E Q 8x W

-----x-----	-----
--7-x-----o	o-----
7-7-x-----	-----
7-7-x-7--7-7--	-----
5-5-x-7--7-7--o	o-----
-----x-5-5-5--	-----

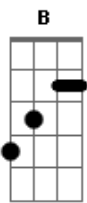
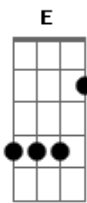
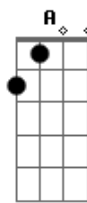
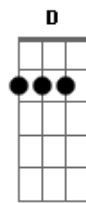
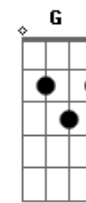
W 8x E E Q Q Q

Tablature Legend

 h - hammer-on
 p - pull-off
 b - bend
 pb - pre-bend
 r - bend release (if no number after the r, then release immediately)
 /\ - slide into or out of (from/to "nowhere")
 s - legato slide
 S - shift slide
 - natural harmonic
 [n] - artificial harmonic
 n(n) - tapped harmonic
 ~ - vibrato
 tr - trill
 T - tap
 TP - trem. picking
 PM - palm muting
 \n/ - tremolo bar dip; n = amount to dip
 \n - tremolo bar down
 n/ - tremolo bar up
 /n\ - tremolo bar inverted dip
 = - hold bend; also acts as connecting device for hammers/pulls
 <> - volume swell (louder/softer)
 x - on rhythm slash represents muted slash
 o - on rhythm slash represents single note slash

POR ANDRÉ ARRUDA RANGEL

Acordes

				
© ukulele-chords.com	© ukulele-chords.com	© ukulele-chords.com	© ukulele-chords.com	© ukulele-chords.com