

Foo Fighters - One By One (album)

Tom: C

1. ALL MY LIFE
2. LOW
3. HAVE IT ALL
4. TIMES LIKE THESE
5. DISENCHANTED LULLABY
6. TIRED OF YOU
7. HALO
8. LONELY AS YOU
9. OVERDRIVE
10. BURN AWAY
11. COME BACK

ALL MY LIFE

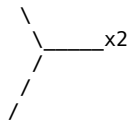
Standard tuning

Intro: (One Guitar)

Main Riff
(Two Guitars)

Guitar 1:
(Distortion)

Guitar 2:
(Distortion)



Verse
(Two Guitars)

Guitar 1 (Palm-Muted):

Guitar 2 (Distortion):

Chorus
(Two Guitars)

Guitar 1 (Distortion):

_x2
/

Guitar 2 (Distortion):

/

Interlude Part 1
(One guitar only)

= Harmonic on 3rd fret

then:

"All my life I've been searching for something..."


Interlude Part 2
(Two Guitars)

Guitar 1
(Distortion)

"...All night long I dream of the day..."

Guitar 2

Here guitar 2 bends slowly up from 5 to 7 on g-string. Use the same timing as with guitar 1's part.



Bass Line:

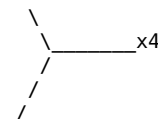
(It sounds like theres actually three guitars for this part, but i just figured a bass guitar could do this part, but if u have a third guitarist or a sampler on a pedal, its just the intro riff.

Interlude Part 3
(Two Guitars)

The notes in brackets are not played the first time around, but are played every other time around (the chords are in groups of 3 but the first time they strike the chords in this part, they only play them twice).

Guitar 1
(Distortion)

Guitar 2
(Distortion)



End Solo (Wah-wah?)

This is played to guitar 1 part of interlude 3.

LOW

Tuning Drop-D (D A D G B E)

Intro: /Verse X 6

E -----

B -----
G -----15-15-15-15--17-17-17-17--
D -----x-x-x-x--x-x-x-x--
A -----13-13-13-13--15-15-15-15--
D --5-5-5-5-5-5-5-5-----

E -----
B -----
G -----15-15-15-15--11-11-11-11--
D -----x-x-x-x--x-x-x-x--
A -----13-13-13-13--9-9-9-9--
D --4-4-4-4-4-4-4-4-----

I have not put the exact amount of strums, listen to the record to get the exact timing on strumming.

Bridge X 2

E -----
B -----
G -----
D -----
A -----
D --5-5-5-5-5-5-5-5--4-4-4-4-4-4-4-4--
-8-8-8-8-8-8-8-8-8-8--2-2-2-2-2-2-2-2-2-2-2-2-2-2-2-2-2-2-

"You'll be my passer by, I'll be your one to pass through....."

Fill (end of the 1st bridge)

A -----3--- Play after the first bridge only
D --0-2-----
Intro: /Verse X 5

Bridge X 2

Chorus X 4

E -----
B -----
G -----5-5-5-----
D --1-1-1-----5-5-5-----
A --1-1-1-----3-3-3-----
D --1-1-1-----

"Taking it as low as you go.."
Intro: /Verse X 2

Bridge X 2

Chorus X 4

E -----
B -----
G -----5-5-5-----
D --1-1-1-----5-5-5-----
A --1-1-1-----3-3-3-----
D --1-1-1-----

Solo X 2
Lead Guitar X 2

E -----
B -----
G --12-----14-----15-----14-----17-----15-----14-----
D --x-----x-----x-----x-----x-----x-----x-----
A --10-----12-----13-----12-----15-----13-----12-----
D -----
X 12 X 4 X 12 X 8 X 4 X 2 X 2

2nd Guitar X 2 (Played in the background of the octaves)

E -----
B -----
G -----
D -----
A -----3-----
D --5-5-5-5--4-4-4-4-4--3-3-3-3-3--2-2-2-2-2--0-2-----

Fill X 3

E -----

B -----
G -----
D -----
A -----
D --5-5-5-5-5-5-5-5-----

Chorus X 8

Outro X 8

E -----
B -----
G -----5-----
D -----5-----
A -----
D --5-5-5-5-5-5-5-5-----

Key

() = Play only one time through
= Natural Harmonic
x = Mute

HAVE IT ALL

Standard tuning.

> (or b)= Bend up (eg 6>7 means bend from fret 6 to fret 7)
p= Pull off (eg 7p0 means pull off and play the string loose)
\= Slide Down (eg 12\ means slide down from the 12th fret)

Intro: (I use a wah-wah in the down position)
(By the way the '10' in the intro is fret 10, not fret 1 then 0!)

Intro: Continued

Guitar 1:

\

Guitar 2:

/
/

Verse

Guitar 1:

(Note in the part with the bend-up, pull-off sixth fret on the A string
I used 'bp' BELOW the '670' instead of '6b7p0' like above, but it means the same thing. Its just to make the second guitar part fit in on tabs.

Guitar 2:

Part 1

Played with guitar 1 during verses and twice before verse 1.

Part 2

Played twice after part 1 before verse 1 and after 2nd chorus.

Bridge into Chorus

Chorus

Part 1-
Guitar 1

Part 2-
Guitar 1

(Only do the slide the first time around)

Interlude
(After 2nd Chorus)

Outro

Guitar 1
(This part is played x16 over guitar 2's 'part 1' then 'part 2')

Guitar 2

Part 1:

```

e|-----
B|-----
G|-2-----5-7--8-
D|-2--bu 1/2-----5-7--8-
A|-0-----3-5--6-
E|-----

```

x4

Part 2:
(121212 means 12,12,12,12, not 1,2,1,2
and 101010 means 10,10,10, not 1,0,1,0)

Guitar 1 and 2

TIMES LIKE THESE

C x 3 2 0 1 3
Em 0 2 2 0 3 0
D x 5 4 0 3 5

Gtr I (E A D G B E) - 'Clean Guitar'
Gtr II (E A D G B E) - 'Distorted Guitar 1'
Gtr III (E A D G B E) - 'Distorted Guitar 2'
Gtr IV (E A D G B E) - 'Distorted Guitar 3'
Intro: Fast Rock Q=146

D7
4/4
Gtr I

D
3/4
Gtr II
E E E E E E E E E E E E E E

```

-----12-11-----|-----12-11-----|
--0-12-10--0-----0-12--|10--0-----|
-----|-----12-10-----|
-----|-----|

```

Gtr III
E E E E E E E E E E E E E E

```

-12-12-12-12-12-12-12-12-|12-12-12-12-12-12-|
--x--x--x--x--x--x--x--x--|--x--x--x--x--x--x--|
-10-10-10-10-10-10-10-10-|-10-10-10-10-10-10-|

```

D
4/4
E E E E E E E E E E
3/4
E E E E E E E E

```

-----12-11-----|-----12-11-----|
--0-12-10--0-----0-12--|10--0-----|
-----|-----12-10-----|
-----|-----|

```

E E E E E E E E E E E E E E

```

-10-10-10-10-10-10-10-10-|-10-10-10-10-10-10-|
--x--x--x--x--x--x--x--x--|--x--x--x--x--x--x--|
--8--8--8--8--8--8--8--8--|--8--8--8--8--8--8--|

```

Bm
4/4
E E E E E E E E E E
3/4
E E E E E E E E

```

-----12-11-----|-----12-11-----|
-0-12-10-0-----0-12--|-10-0-----|
-----|-----12-10-----|
-----|-----|

```

E E E E E E E E E E E E E E

```

-9--9--9-9--9--9-9--9--|-9-9--9--9--9--7-|
-x--x--x-x--x--x-x--x--x--|--x--x--x--x--x--x--|
-7--7--7-7--7--7-7--7--|-7-7--7--7--7--5-|

```

D
4/4
E E E E E E E E E E
3/4
E E E E E E E E

```

-----12-11-----|-----12-11-----|
-0-12-10-0-----0-12--|-10-0-----|
-----|-----12-10-----|
-----|-----|

```

E E E E E E E E E E E E E E

```

-4--4--4-4--4--4-4--4--|-4-4--4--4--4--4-|
-x--x--x-x--x--x-x--x--x--|--x--x--x--x--x--x--|
-2--2--2-2--2--2-2--2--|-2-2--2--2--2--2-|

```

D
4/4
E E E E E E E E E E
3/4
E E E E E E E E

```

-----12-11-----|-----12-11-----|
--0-12-10--0-----0-12--|-10--0-----|
-----|-----12-10-----|
-----|-----|

```

E E E E E E E E E E E E E E

```

-10-10-10-10-10-10-10-10-|-10-10-10-10-10-10-|
--x--x--x--x--x--x--x--x--|--x--x--x--x--x--x--|
--8--8--8--8--8--8--8--8--|--8--8--8--8--8--8--|

```

Bm

4/4 3/4

E E E E E E E E E E E E E

-----|-----|

-----12-11-----|-----12-11-----|

-0-12-10-0-----0-12-10-0-----|-----12-10-----|

-----|-----|

E E E E E E E E E E E E E

-----|-----|

-----|-----|

-9-9-9-9-9-9-9-9-9-9-9-7-|-9-9-9-9-9-9-7-|-

-x-x-x-x-x-x-x-x-x-x-x-x-|-x-x-x-x-x-x-x-x-x-x-|-

-7-7-7-7-7-7-7-7-7-7-7-5-|-7-7-7-7-7-7-5-|-

D 3/4 D 4/4

4/4 3/4 4/4

E E E E E E E E E E E E E E E E E E

E E E E E E E E E E E E E E E E E

-----|-----|-----|

-----|-----|-----|

-----|-----|-----|

-----12-11-----|-----12-11-----|-----12-11-----|

-----|-----|-----|

-0-12-10-0-----0-12-10-0-----|-10-0-----|-0-12-10-0-----|

-0-12-10-0-----|-12-10-----|-----|

-----|-----|-----|

-----|-----|-----|

E E E E E E E E E E E E E E E E E E

E E E E E E E E E E E E E E E E E

-----|-----|-----|

-----|-----|-----|

-----|-----|-----|

-4-4-4-4-4-4-4-4-4-|-4-4-4-4-4-4-4-|-4-4-4-4-4-4-|-4-4-4-4-4-4-|-

-10-10-10-10-10-10-10-10-|-10-10-10-10-10-10-|-

-x-x-x-x-x-x-x-x-x-x-x-x-|-x-x-x-x-x-x-x-x-x-x-|-x-x-x-x-x-x-x-x-x-x-|-x-x-x-x-x-x-x-x-x-x-|-

-x-x-x-x-x-x-x-x-x-x-x-x-|-x-x-x-x-x-x-x-x-x-x-|-x-x-x-x-x-x-x-x-x-x-|-x-x-x-x-x-x-x-x-x-x-|-

-2-2-2-2-2-2-2-2-2-|-2-2-2-2-2-2-2-|-8-8-8-8-8-8-8-8-|-8-8-8-8-8-8-8-8-|-

3/4 Bm 4/4

Q E E E E E E E E E E E E E E E E E E

-----|-----|-----|

-----|-----|-----|

-----12-11-----|-----12-11-----|-----12-11-----|

-----|-----|-----|

-10-0-----|-0-12-10-0-----0-12-10-0-----|-10-0-----|

-----|-----|-----|

-12-10-12\---|-----|-----|

-----|-----|-----|

E E E E E E E E E E E E E E E E E E

E E E E E E E E E E E E E E E E E

-----|-----|-----|

-----|-----|-----|

-----|-----|-----|

-10-10-10-10-10-10-|-9-9-9-9-9-9-9-9-9-|-9-9-9-9-9-9-9-9-|-9-9-9-9-9-9-9-9-|-

-9-9-9-9-9-9-9-9-|-x-x-x-x-x-x-x-x-x-x-x-x-|-x-x-x-x-x-x-x-x-x-x-|-x-x-x-x-x-x-x-x-x-x-|-

-x-x-x-x-x-x-x-x-x-x-x-x-|-x-x-x-x-x-x-x-x-x-x-x-x-|-x-x-x-x-x-x-x-x-x-x-|-x-x-x-x-x-x-x-x-x-x-|-

-8-8-8-8-8-8-8-8-|-7-7-7-7-7-7-7-7-7-|-7-7-7-7-7-7-7-7-|-7-7-7-7-7-7-7-7-|-

D7
Gtrs II, III

Verse
\$

D
Gtr I

E E E E E E E E E E E E E Q

-----0-----2-|------0-----|

|o-----3-----3-----|-----3-----3-----|

-----2-----2-----|-----2-----2-----|

-----0-----|-----|

|o-----|-----|

-----|-----|

Gtr III

E E E E E E E E E E E E E E E E

-----|-----|

|o-----|-----|

-----|-----|

-7-7-7-7-7-7-7-7-7-|-7-7-7-7-7-7-7-7-7-|-

|o-5-5-5-5-5-5-5-5-5-|-5-5-5-5-5-5-5-5-5-|-

Am

E E E E E E E E E E E E E E Q

-----3-----0-|------3-----|

-----1-----|-----1-----1-----|

-----2-----2-----|-----2-----2-----|

-2-----|-----|

-0-----|-----2-----|

-----|-----|

E E E E E E E E E E E E E E E E

-----|-----|

-----|-----|

-----|-----|

-7-7-7-7-7-7-7-7-7-|-7-7-7-7-7-7-7-7-2-2-|-

-5-5-5-5-5-5-5-5-5-|-5-5-5-5-5-5-5-5-5-|-

1.
C Em D7
Gtr II

E E E E E E E E E E E E E E E Q E E E E Q

E E E E E E E E E E E E E E E E E E

-----0-----|-----0-----|-5-5-5-5-5-5-5-5-|-5-5-5-5-5-5-5-5-|-

-5-5-5-5-5-5-5-5-|-5-5-5-5-5-5-5-5-|-3-3-3-3-3-3-3-3-|-3-3-3-3-3-3-3-3-|-

-3-3-3-3-3-3-3-3-|-3-3-3-3-3-3-3-3-|-3-3-3-3-3-3-3-3-|-3-3-3-3-3-3-3-3-|-

-----0-----0-----|-----0-----|

-5-5-5-5-5-5-5-5-|-5-5-5-5-5-5-5-5-|-5-5-5-5-5-5-5-5-|-5-5-5-5-5-5-5-5-|-

-5-5-5-5-5-5-5-5-|-5-5-5-5-5-5-5-5-|-2-----2-----|

-0-0-0-0-0-0-0-0-|-0-0-0-0-0-0-0-0-|-0-0-0-0-0-0-0-0-|-0-0-0-0-0-0-0-0-|-

-3-----3-----|

-2-----2-----|-2-----2-----|

-0-5-5-0-5-5-0-5-5-|-0-5-5-0-5-5-0-5-5-|-0-----|

-----|

E E

Q E

-----|-----|

-----|-----|

-----12-11-----|-----12-11-----|-----12-11-----|

-----|-----|-----|

-5-5-5-5-5-5-5-5-|-5-5-5-5-5-5-5-5-|-5-5-5-5-5-5-5-5-|-5-5-5-5-5-5-5-5-|-

-5-5-5-5-5-5-5-5-|-5-5-5-5-5-5-5-5-|-3-3-3-3-3-3-3-3-|-3-3-3-3-3-3-3-3-|-

-3-3-3-3-3-3-3-3-|-3-3-3-3-3-3-3-3-|-3-3-3-3-3-3-3-3-|-3-3-3-3-3-3-3-3-|-

-----|-----|

-5-5-5-5-5-5-5-5-|-5-5-5-5-5-5-5-5-|-5-5-5-5-5-5-5-5-|-5-5-5-5-5-5-5-5-|-

-5-5-5-5-5-5-5-5-|-5-5-5-5-5-5-5-5-|-0-0-0-0-0-0-0-0-|-0-0-0-0-0-0-0-0-|-

-0-0-0-0-0-0-0-0-|-0-0-0-0-0-0-0-0-|-2-2-2-2-2-2-2-2-|-2-2-2-2-2-2-2-2-|-

-0-5-5-0-5-5-0-5-5-|-0-5-5-0-5-5-0-5-5-|-0-0-0-0-0-0-0-0-|-0-0-0-0-0-0-0-0-|-

2.
D7
Gtrs II, III

Chorus
C Em D
Gtr III

Q E E E E E E E Q E E E E E E E Q E E E E E E E

| | | | | | | | | | | | | | | | | | | | | | | |

/ /

Gtr II
Q. E Q Q Q. E Q Q E E E E E E Q

3x

-10-	-----s==	==9-----
 ---|

ohhhhhhhhhh ahhhhhhhhh.....

Fill 1 : only just audible

C **Em** **D**
 Q E E E E E E Q E E E E E E Q E E E E E E 3x

Fill 2 : mute this part

C **W** **W**

VERSE : (Also used in intro riff)

Fill 1:

 DISENCHANTED LULLABY

CHORUS : Distortion on

Intro: /verse : Kind of weird timing

[

Acordes

