

Foo Fighters - In Your Honor (disco 1)

Tom: **A**

1. In Your Honor
2. No Way Back
3. Best of You
4. **DOA**
5. Hell
6. The Last Song
7. Free Me
8. Resolve
9. The Deepest Blues Are Back
10. End Over End

In Your Honor **TABBED** BY Thepluginbaby

Standard Tuning (EAD**GBE**)

(intro)-High gain a bit of reverb, high treble and bass, mid medium. opening **E** chord for a while. Pickscrapes lead to the main riff, which is a lot like Radiohead's 'sulk'.

(verse)-"Can you hear me?" repeat until chorus

(chorus) "Mine is yours and yours is mine"

"There is no Divide" rpt "I will Sacrifice"

"In Your Honour I would Die Tonight"

Repeat chorus
" For You to feel alive!"
Play main riff (see verse)

(spunkadelic bit) all goes a bit mental, not sure if this is correct. Basically you on playing it until theres a **QOTSA** style halt and then Dave screams back in and you play bit as fast as you can.

No Way Back

Tuning: Standard
Intro:

Verse:

Chorus:

Then play an **A** chord once.

Then go to this:

Solo:

Steadily strum an **A** chord under the solo.

Song Order:
Intro: Verse
Chorus
Verse
Chorus
Intro: Solo
Chorus

Intro:

Best of You

Tuning: Standard (**E A D G B e**)

Verse

Chorus
Gtr. 1 soft

Gtr. 1 heavy

Gtr. 1 heavy

Gtr. 2 octaves

Lead (Strum this really fast)

Last Verse

Outro

Song: **DOA**

Ok now to explane afew things:

Kill- The word kill followed by a number of simply means kill the notes above the with the plam of your hand straight after you play it.

H - Hammer on
Intro: /Verse Guitar 1

Kill| |
Pre|-chorus Guitar 1

Chorus Guitar 1

Chorus Guitar 2

Verse 1 Guitar 1

Pre|-chorus Guitar 1

Chorus Guitar 1

Chorus Guitar 2	Guitar 2
Solo Guitar 1	Verse Guitar 2
Verse 2 Guitar 1	Pre Chorus Guitar 1
Pre -chorus 2 Guitar 1	Guitar 2
Chorus Guitar 1	Chorus Guitar 1
Chorus Guitar 2	Guitar 2
Chorus Guitar 1	Bridge x2 Guitar 1
Chorus Guitar 2	Guitar 2
Outro Guitar 1	Verse Guitar 2
---	Let ring -
=====	Pre Chorus Guitar 1
=====	Guitar 2
Song:Hell	Chorus Guitar 1
Intro:	Guitar 2
INTO-VERSE	Outro Guitar 1
Intro: -VERSE PART B (do this bit the third time round, then go back to the first part, you'll get it)	Guitar 2
then back to strumming until the melody kicks in again	
"...show you everything" / "...see you in hell"	
the part "...well gather round the fire, and i will lead the choir"	Guitar 2
is basically G to D, though for "sing farewell" i think it goes A	=====
to G to D, fiddle around with it and you'll get it in the end.	=====
OUTRO:	Free ME - fixed- Intro: /1st Verse
	Gtr.1 v v v 5x
2nd guitar just strums D.	Gtr.2 2x
=====	
=====	2x
Song: The Last Song	
Intro: Guitar 1 (Carrys on playin through the verse)	Gtr.1 Gtr.2 2x Gtr.1
Verse Guitar 2	Main riff Gtr. 1
Pre Chorus Guitar 1	Gtr. 2
Guitar 2	Verses v v v
Chorus Guitar 1	Chorus Gtr.1

Gtr.2 2x 2x 2x 2x 2x listen it to get them)

Gtr.1 Chorus 2x

Gtr.2 2x 2x 4x Bridge

Gtr. 1 Gtr.1 2x

Gtr. 2 Gtr.2 (During the second part of the bridge)

=====

Gtr. 1 End Over End

Tuning: eBGDAE

Gtr. 2 Verse

Gtr.1 Gtr.2 2x Gtr.1 Pre|-Chorus

Final chord.

Chorus (just the chords here)

=====

Solo
Repeat verse

FOO FIGHTERS

RESOLVE

Pre|-Chorus again (new part added)

STANDARD TUNING

EADGBE

Intro:

===== Repeat Chorus (new lead part added)

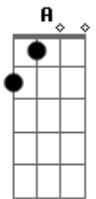
The Deepest Blues Are Back

Intro: /Verse

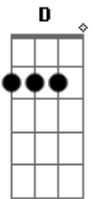
Lead break

Gtr.2 (If guitar 1 makes u trouble like it has made for me u can play this one all the time. Anyway this guitar comes also in some parts of the song, Solo

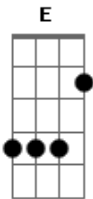
Acordes



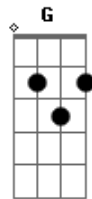
© ukulele-chords.com



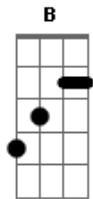
© ukulele-chords.com



© ukulele-chords.com



© ukulele-chords.com



© ukulele-chords.com