

Extreme - Play With Me

Tom: **A**

Tuned down 1/2 step to **E_b** (E_b A_b D_b G_b B_b E_b)

Intro:

tr tr

ah

(trem. dive)

p p p h h p p p h h p p p h h

followed by a bit of low blocking and then

(dive)

h p p h h p p h h p p h

some sort of harmonic goes in the general area of those question marks

The following three riffs are used behind the verses.

each here is a bend and release and the x's are really just a damping with the palm of the right hand

These runs are played just before the chorus.

p h ah ah ah ah ah p h h p p h h p

as to their exact order but just fiddle around and you'll soon get it.

p h h p p h h p p h h p p h h p p h

The next three riffs are used behind the chorus.

ah b p p p p

p h h p p h h p p h h p p h h

b

p sweep h h p p h h sl sl

This next bit just shows the chords used - play them however you like

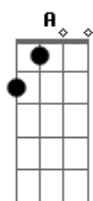
p p h p

(dive)

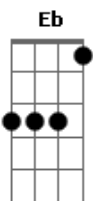
Ending.

tr tr

Acordes



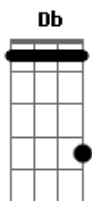
© ukulele-chords.com



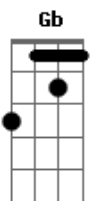
© ukulele-chords.com



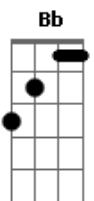
© ukulele-chords.com



© ukulele-chords.com



© ukulele-chords.com



© ukulele-chords.com