

# Extreme - Mutha Solo

Tom: G

Tabbed using Transcription Tools v1.12

## Playing notes

On the original the guitar is tuned a 1/2 step down but as this is unaccompanied this is not necessary you are playing along with the record. Effects used are a short delay, reverb, wah and distortion. I have on bends, tremolo arm use, slides and taps but all other notes are either hammer ons or pull offs. I have split the tab into sections in order to explain each part in detail.

t = tap note with right hand  
 b = bend  
 / = slide up  
 \ = slide down

### Section 1 (0:00-0:20)

This section starts with a pinch harmonic on the bent b string. This note is then gradually lowered with tremolo bar and allowed to feedback. The fast section is played with hammer ons and pull offs. I transcribed this with tapping but it resulted in some very large and uncomfortable stretches. The wah is being flexed constantly during this section. The final bend is played with heavy finger vibrato as well as tremolo vibrato.

### Section 2 (0:21-0:29)

The fast section is played in a similar manner as section 1 but this time using the G string as well. The melody at the end is played using a technique called "wapping". Point the tremolo bar away from the kneck hit it with the pick hand as you hammer out the notes with the fret hand.

see text  
 heavy vib

### Section 3 (0:30-0:53)

During the tapping section the wah is flexed in such a way that it emphasises the highest pitch notes. The should be in the treble position when the high notes are tapped to bring out a descending melody. The should drop gradually are you reach the end of the piece. The final phrase is played using the tremolo arm. The 10th fret B string is lowered 3 times in order to sound the other 3 notes. So in other words the 4 notes all played on the 10th fret B string. When the arm is depressed enough to sound the note on the 3rd fret B string pick the 7th fret on the D string. This should sound the note on the 2nd fret D string. Release the bar allowing the 7th fret D string to sound. The final D chord is strummed with tremolo arm vibrato and is then slid up to an indefinite point.

### Section 2

(0:21)

### Section 1

(0:00)  
 pinch harmonic  
 see text

see text  
 "wap" all notes with tremolo bar

### Section 3

(0:30)

-----
----- |  
----- |

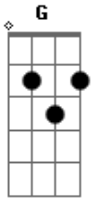
|  
|

|  
|  
|

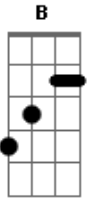
see text  
sounded with tremolo arm                      with tremolo arm vibrato

Tabbed using Transcription Tools v1.12

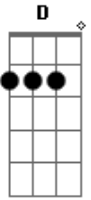
## Acordes



© ukulele-chords.com



© ukulele-chords.com



© ukulele-chords.com