

# Extreme - More Than Words

Tom: G

Intro: 2x: G G C Am7 C D D

G G C Am7 C D D G  
Saying "I love you" is not the word I want to hear from you

G C Am7 C D D Em  
It's not that I want you not to say, but if you only knew  
Am7 D7 G D Em  
How easy it would be to show me how you feel

Am7  
More than words

D7 G7 C  
Is all you have to do to make it real

Cm G Em7  
Then you wouldn't have to say that you love me  
Am7 D7 G  
Cause I'd already know

D Em Bm C  
What would you do if my heart was torn in two

Am7  
More than words to show you feel  
D7 G

That your love for me is real

D Em Bm C  
What would you say if I took those words away

Am7  
Than you couldn't make things new

D7 G G  
Just by saying I love you

C Am7 C D D G G  
Da ri da la ri ra ri la la ri la, more than words

C Am7 D7  
Da ri da la ri ra

G G C Am7 C D D G G  
Now that I've tried to talk to you and make you understand  
C Am7 C D D

Em  
All you have to do is close your eyes and just reach out your hands

Am7 D7 G D Em  
And touch me, hold me close, don't ever let me go

Am7  
More than words

D7 G7 C  
Is all I ever needed you to show

Cm G Em7  
Then you wouldn't have to say that you love me

Am7 D7 D7 G  
Cause I'd already know

D Em Bm C  
What would you do if my heart was torn in two

G Am7  
More than words to show you feel  
D7 G

That your love for me is real

D Em Bm C  
What would you say if I took those words away

Am7  
Than you couldn't make things new

D7 G G  
Just by saying I love you

C Am7 C D D G G  
Da ri da la ri ra ri la la ri la, more than words

(4x)

(no final da 4ª vez, dedilhado)

( G D Dm E Am7 tapping )

G C G Gm Am7 G  
More than words

More than words

TAB:

Intro: / Parte 1:

"Saying i love you..."

i i i i i

i i i i i

i i i i i

i i i i i

Parte 2:

"How easy..."

i i i i

i i i i

i i i i

i

Parte 3:

"What would you do..."

i i i i i

i i i i i

i i i i i

i i i i i

i i i i i

i i i i i

Refrão:

"Da ri da la ri ra..."

i i i i

i i i i

i i i i

(repete tudo)

(variação de ritmo na repetição da música)

Parte 2 - variação:

i i i i

i

Final:

"More than... words..."

(tapping)

t t

t t

t t

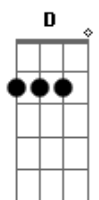
t t

t t t

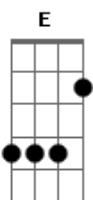
t t

t t har

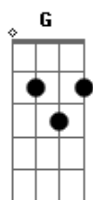
# Acordes



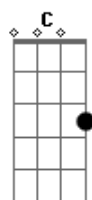
© ukulele-chords.com



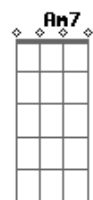
© ukulele-chords.com



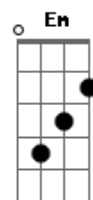
© ukulele-chords.com



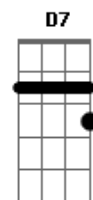
© ukulele-chords.com



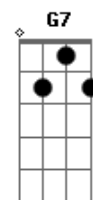
© ukulele-chords.com



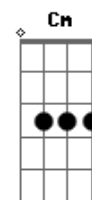
© ukulele-chords.com



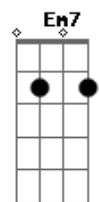
© ukulele-chords.com



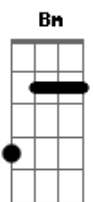
© ukulele-chords.com



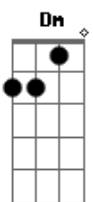
© ukulele-chords.com



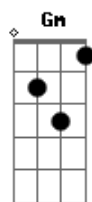
© ukulele-chords.com



© ukulele-chords.com



© ukulele-chords.com



© ukulele-chords.com