

# EXO - For Life

Tom: Eb

(com acordes na forma de D )

Capostrate na 1ª casa

Intro:

[Verso 1]

D Dm7 D7 G Gm7  
Cheonsaye eolgullo naegero watteon mystery neoran ongi

[Verse 2]

D Dm7 Db7 Gb7 Bm7 Gbm E  
Ni gyeote meomulmyeo neol saranghal geu han saram narani

[Pre-Refrão]

Gm7 A7 Gbm7 Am B7  
Chuun gyeoul achimdo jogeum weroun jeonyeokdo urin yeogi hamkkera  
Em7 E7m A  
Eodumeun neoran bicheuro bakkwiewo tonight  
Am A  
mideul su eomneun gijeok

[Refrão]

Gm7  
Oneul neoreul kok ankko  
Gbm7  
Giving you my heart and soul  
Em7 E7m A Em7 Gbm7  
Neon salme jeonbuya For life  
G7M  
Dashi taeonandaedo  
Gb7 BbM5- E B7  
Nan neo animyeon an dwel iyu

Em7 E7m  
Cheon gaeye maldo bujokal tteutae For life

[Interlude]

[Verso 3]

D Dm7 D7 G Gm7  
Jichigo himdeul ttae gidaego shipeun keun saram dwae bolkke

[Verso 4]

D Dm7 Db7 Gb7 Bm7  
Gbm E  
Eoril jjeok kkumkkudeon seonmul gadeukan christmas tree gateun sarami

[Pre-Refrão]

## Acordes

G7M A7 Gbm7 Am B7  
Salmiran gin hamoni geu ane nogeun uriga deo areumdaweojige  
Em7 E7m A  
Chimmugeun neoran (chimmugeun neoran) noraero bakkwiewo Tonight (noraero Tonight)

Am A  
Nan pyeongsaeng deutgo shipeo

[Refrão]

Gm7  
Oneul neoreul kok ankko  
Gbm7  
Giving you my heart and soul  
Em7 E7m A Em7 Gbm7  
Neon salme jeonbuya For life  
G7M  
Dashi taeonandaedo  
Gb7 BbM5- E B7  
Nan neo animyeon an dwel iyu

Em7 E7m  
Pyeongsaengeul neoman barabogopa

[Ponte]

Bb7 Bb  
Modeun ge shwipjin anketji  
Am7 F  
Jikyeo jul kkeoya For life  
Bb7 Bb  
This love, this love  
E|7-  
Yeongweonhi kkeunnaji anha

[Ultimo Refrão]

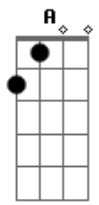
Gm7  
Oh, never gonna let you go  
Gbm7  
Giving you my heart and soul  
Em7 E7m A Em7 Gbm7  
Neon salme jeonbuya For life  
Gm7  
Oh dashi taeonandaedo  
Gb7 BbM5- E B7 D3- E3-  
Nan neo animyeon an dwel iyu

[Última Parte]

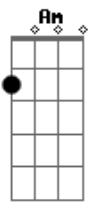
Em7 E7m E  
Pyeongsaengeul neoman barabogopa  
Em7 E7m E  
Na pyeongsaeng neoman barabogopa

For life

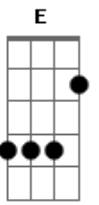
[Intro novamente e fim]



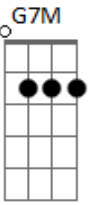
© ukulele-chords.com



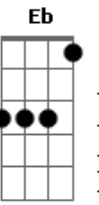
© ukulele-chords.com



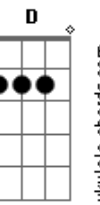
© ukulele-chords.com



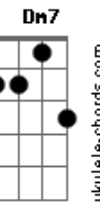
© ukulele-chords.com



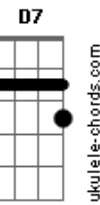
© ukulele-chords.com



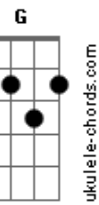
© ukulele-chords.com



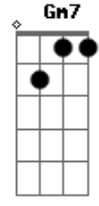
© ukulele-chords.com



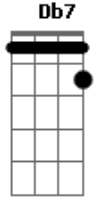
© ukulele-chords.com



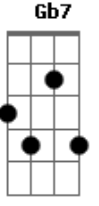
© ukulele-chords.com



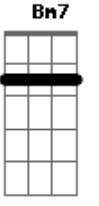
© ukulele-chords.com



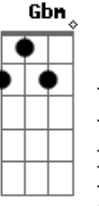
© ukulele-chords.com



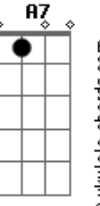
© ukulele-chords.com



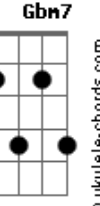
© ukulele-chords.com



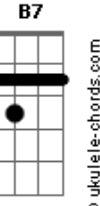
© ukulele-chords.com



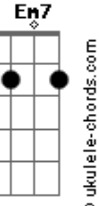
© ukulele-chords.com



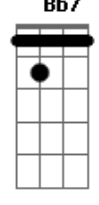
© ukulele-chords.com



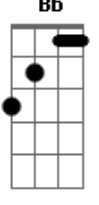
© ukulele-chords.com



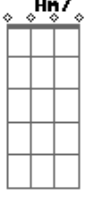
© ukulele-chords.com



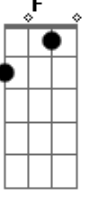
© ukulele-chords.com



© ukulele-chords.com



© ukulele-chords.com



© ukulele-chords.com