

Eric Clapton - Pretty Blue Eyes

Tom: A

INTRO:
(listen to recording to get exact strumming pattern)

MAIN RHYTHM FIGURE:
(listen to recording to get exact strumming pattern)

Gtr.I (rhythm)

```

A      E7      A
|---0--0-0-0---0--0-0-0---0--0-0-0---0--0-0-0----- (play main rhythm fig. X2)
|-----|
|---2--2-2-2---3--3-3-3---3--3-3-3---2--2-2-2-----
|-----|
|---2--2-2-2---1--1-1-1---1--1-1-1---2--2-2-2-----
|-----|
|---2--2-2-2---2--2-2-2---2--2-2-2---2--2-2-2-----
|-----|
|---0--0-0-0---2--2-2-2---2--2-2-2---0--0-0-0-----
|-----|
|-----0--0-0-0---0--0-0-0-----
|-----|

```

Gtr.II (lead)

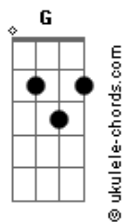
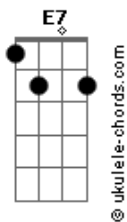
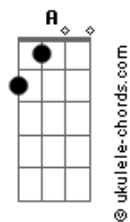
```

|-----|
|-----|
|-----|
|-----|
|--9br9--7-----7--9-----7-----
|-----|
|-----9--7-----7--7--9-----9-----
|-----|
|-----|
|-----|

```

HARMONY VOCALS SECTION:

Acordes



SONG SETUP:

(Play intro figure x1)

(Play main rhythm fig. x4)

Verse #1:

```

A      E7      A
Left alone to cry while he goes out singing
A      E7      A
And she don't see why a wedding bell ain't ringing

```

(play main rhythm fig. X2)

Verse #2:

```

A      E7      A
Left alone to cry while he goes out rocking
A      E7      A
And she can't see why it ain't her he's socking

```

(play main rhythm fig. x2)

(play harmony vocals section x2)

(play main rhythm fig. x2)

Verse #3:

```

A      E7      A
Left alone to cry, life don't seem worth living
A      E7      A
It's time to say goodbye, you've done enough forgiving

```

(play main rhythm fig. x2)

(play harmony vocals section x2)

(play main rhythm fig. w/acoustic solo until fade)