

# Ema Taverna - Un Arma Bajo La Manga

tom:

Intro: G D C D  
G D C D

Huía una noche acompañando a quien me eligió  
Llevaba un arma bajo la manga  
Y una llave para entrar a una habitación a la hora adecuada  
Impaciente  
Ocupado de amar, más a un sueño que aquella causa  
Tan urgente y de repente  
Ignorando lo que se piense

Había una almohada y un secreto en la habitación  
Toqué tu panza y deduje el resto  
Y ese fue el último beso que se hizo bajo nuestro juramento  
Y llegaron  
Escuchamos un freno crujiendo con un disparo  
Aunque lejos, deteniéndonos  
Boca abajo al descampado

Y un niño apretado  
Bloqueando el espacio  
Sin miedo al espanto  
Probando el valor  
Durante todo el asalto  
Acariciando su cuerpo  
Contra mis ojos vendados  
Para ser exterminados

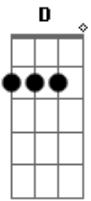
( E D )

iseñor oficial!  
¿dónde nos va llevar?

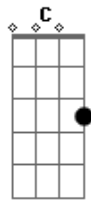
## Acordes



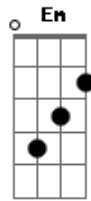
© ukulele-chords.com



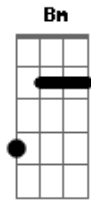
© ukulele-chords.com



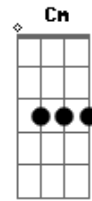
© ukulele-chords.com



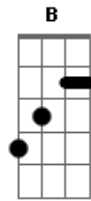
© ukulele-chords.com



© ukulele-chords.com



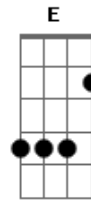
© ukulele-chords.com



© ukulele-chords.com



© ukulele-chords.com



© ukulele-chords.com

Para olvidar, detenciones  
0 relatos, o ilusiones, de secuestros  
( E Bm E Bm )

¿por qué se siente solo entre compañeros? sinceros  
Que en lugar, de pensar en escapar, el rumor es el miedo  
A un pensamiento, que apura, que censura y  
Que lleva al encierro infame, de esta tortura  
( Em )

Y olvidé, que te vi, al partir  
Sin saber muy bien dónde  
Espíandote entonces  
Desde mis últimas condiciones, donde les hablé

"si escuchan un ruido, es el canto de mi alma que anda forajido"

Detrás del niño  
Narrándole un cuento  
Para que nunca olvide en lo profundo quien fue  
Que lleve un libro atado a su alma  
Y una llave para entrar a esa habitación a la hora adecuada  
Impaciente  
Ocupado de amar, tanto a un sueño como a su patria  
Por su gente resistente  
Convocando a los que vienen

Amando y pensando  
Algo diferente  
Con mucho cuidado  
De aquellos que mienten

[Final] A E A

**Gb**

© ukulele-chords.com

Detailed description: A 4-string ukulele fretboard diagram for the Gb chord. The strings are numbered 1 to 4 from top to bottom. Fingering: 1st string (G) has a bar across the 2nd and 3rd frets; 2nd string (B) has a dot at the 2nd fret; 3rd string (D) has a dot at the 2nd fret; 4th string (C) has a dot at the 2nd fret.

**Ab**

© ukulele-chords.com

Detailed description: A 4-string ukulele fretboard diagram for the Ab chord. The strings are numbered 1 to 4 from top to bottom. Fingering: 1st string (G) has a bar across the 2nd and 3rd frets; 2nd string (B) has a dot at the 2nd fret; 3rd string (D) has a dot at the 2nd fret; 4th string (C) has a dot at the 2nd fret. A '2' with a tilde symbol is written above the 2nd fret on the 2nd string.

**A**

© ukulele-chords.com

Detailed description: A 4-string ukulele fretboard diagram for the A chord. The strings are numbered 1 to 4 from top to bottom. Fingering: 1st string (G) has a dot at the 2nd fret; 2nd string (B) has a dot at the 2nd fret; 3rd string (D) has a dot at the 2nd fret; 4th string (C) has a dot at the 2nd fret. Small diamonds are above the 2nd fret on the 1st, 2nd, and 3rd strings.

**Am**

© ukulele-chords.com

Detailed description: A 4-string ukulele fretboard diagram for the Am chord. The strings are numbered 1 to 4 from top to bottom. Fingering: 1st string (G) has a dot at the 2nd fret; 2nd string (B) has a dot at the 2nd fret; 3rd string (D) has a dot at the 2nd fret; 4th string (C) has a dot at the 2nd fret. Small diamonds are above the 2nd fret on the 1st, 2nd, and 3rd strings.

**E7**

© ukulele-chords.com

Detailed description: A 4-string ukulele fretboard diagram for the E7 chord. The strings are numbered 1 to 4 from top to bottom. Fingering: 1st string (G) has a dot at the 2nd fret; 2nd string (B) has a dot at the 2nd fret; 3rd string (D) has a dot at the 2nd fret; 4th string (C) has a dot at the 2nd fret. Small diamonds are above the 2nd fret on the 1st, 2nd, and 3rd strings.

**A7**

© ukulele-chords.com

Detailed description: A 4-string ukulele fretboard diagram for the A7 chord. The strings are numbered 1 to 4 from top to bottom. Fingering: 1st string (G) has a dot at the 2nd fret; 2nd string (B) has a dot at the 2nd fret; 3rd string (D) has a dot at the 2nd fret; 4th string (C) has a dot at the 2nd fret. Small diamonds are above the 2nd fret on the 1st, 2nd, and 3rd strings.

**Gbn**

© ukulele-chords.com

Detailed description: A 4-string ukulele fretboard diagram for the Gbn chord. The strings are numbered 1 to 4 from top to bottom. Fingering: 1st string (G) has a dot at the 2nd fret; 2nd string (B) has a dot at the 2nd fret; 3rd string (D) has a dot at the 2nd fret; 4th string (C) has a dot at the 2nd fret. Small diamonds are above the 2nd fret on the 1st, 2nd, and 3rd strings.

**Dbn**

© ukulele-chords.com

Detailed description: A 4-string ukulele fretboard diagram for the Dbn chord. The strings are numbered 1 to 4 from top to bottom. Fingering: 1st string (G) has a bar across the 2nd and 3rd frets; 2nd string (B) has a dot at the 2nd fret; 3rd string (D) has a dot at the 2nd fret; 4th string (C) has a dot at the 2nd fret. A '2' with a tilde symbol is written above the 2nd fret on the 2nd string. Small diamonds are above the 2nd fret on the 1st, 2nd, and 3rd strings.