

Dream Theater - Lie

Tom: **D**

< PLAYED ON A 7 STRING GUITAR >

Play in this order:

FIRST GUITAR:

- 0:00 Rhy. Fig. 1 four times
- 0:10 Riff **A** four times
- 0:20 Rhy. Fig. 2 twice (leave off last bar on repeat)
- 0:37 Rhy. Fill 1
- 0:40 Rhy. Fig. 1 four times
- 0:50 Rhy. Fig. 2 twice (leave off last bar on repeat)
- 1:08 Rhy. Fill 1
- 1:10 Rhy. Fig. 1 four times
- 1:20 Rhy. Fig. 3
- 1:25 Rhy. Fig. 3**A**
- 1:31 Rhy. Fig. 3
- 1:36 Rhy. Fig. 1 twice
- 1:41 Rhy. Fig. 4 twice
- 2:01 Rhy. Fig. 1 four times
- 2:11 Rhy. Fig. 3
- 2:16 Rhy. Fig. 3**A**
- 2:21 Rhy. Fig. 3
- 2:26 Riff **A** four times
- 2:36 Bridge
- 3:41 Rhy. Fig. 5 four times
- 4:01 Guitar solo rhythm guitar, section 2
- 4:22 Rhy. Fig. 1 four times
- 4:32 Rhy. Fig. 3
- 4:37 Rhy. Fig. 3**A**
- 4:42 Rhy. Fig. 3
- 4:47 Rhy. Fig. 1 twice
- 4:52 Rhy. Fig. 3**A**
- 4:57 **TABULATURE ENDS**

SECOND GUITAR:

- 3:51 Guitar Solo
- 4:37 Fill 1

Changes in time signature are noted where they occur, ie. (7/8)

KEY TO NOTATION:

- PM palm mute
- H hammer-on
- P pull-off
- T tap (picking hand hammer-on)
- B** bend (to the fret pitch in parens)
- RB** release a previous bend to the fret pitch in parens)
- /// **Wide vibrato**
- ~~~~~ vibrato
- x muted string thumping
- / slide up to the fret
- slide down to the fret
- A.H. artificial harmonic

Rhy. Fig. 1 (one 4/4 bar):

(4/4) PM---| PM--|

Riff **A** (one 4/4 bar):

A.H.

Rhy. Fig 2 (four 4/4 bars)

Rhy. Fill 1 (one 4/4 bar)

Rhy. Fig 3 (two 4/4 bars)

PM-|

PM-|

Rhy. Fig 3**A** (two 4/4 bars)

Rhy. Fig 4 (two 4/4, one 2/4, one 5/8, one 7/8 bar)

(4/4) PM---|
PM---|

(2/4) (5/8) PM---| PM-| (7/8)

Bridge (twenty-four 6/8, three 4/4, one 7/8, three 4/4, one 6/8 bar)
(6/8)

(4/4) (7/8) PM--
| PM-----|

(4/4) (6/8) PM--
| PM--|

Rhy. Fig 5 (two 4/4 bars)

NOTE: All notes are sixteenth notes, % indicates a 16th rest. They've been noted here to make this complex passage easier to learn.
(4/4)

Guitar Solo Rhythm Guitar, section 2: (eight 4/4 bars)

PM---| PM---|

Guitar solo (thirteen 4/4 bars)

NOTE: bars too dense to fit on one line are broken into two lines - the first line beats 1 and 2, the second line beats 3 and 4; no bars lines begin/end these lines.

T P T H H P P H H P P T P T P P P

T P P P H P T P T P P T P T P T P T P T P

P T P T P T P T P T P T P T P

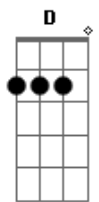
B **B** **B** **B**

P P P H P

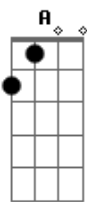
B **RB** **B** **RB**

Fill 1 (three 4/4 bars)

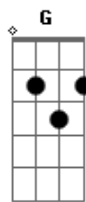
Acordes



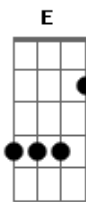
© ukulele-chords.com



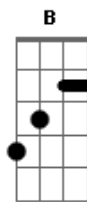
© ukulele-chords.com



© ukulele-chords.com



© ukulele-chords.com



© ukulele-chords.com