

# Dire Straits - Romeo and Juliet

Tom: **F**

the first three notes, then strum again. Next, pick the last three notes of the **F** chord and slide the picking down the E-string to a **Bb** chord:

**F**(D-struct) **Bb** (strum a few times)

Now pick on the E-string back up to the D-struct. **F** chord and pick those first 3 notes again, then strum. Now quickly move to a downward sweep pick on the **F** chord barred at the first fret (plus the unfretted E-string note), which leads back to the **Bb**:

**F**(D-struct) **F**(barred,1st fret) **Bb**(strum...)

Now it's back up the E-string to the D-struct **F** for more of the same (the rest of the band kicks in here and starts to obscure things).

**F**(D-struct) **Bb**(strum...)

This time on the way back up to the D-struct **F** we play the **A** and **G** notes on the E-string. Then do the D-struct **F** thing again, then do a quick downward seep-pick on the open **C** chord, with the high **G** note added (1st string at 3rd fret). An open E-string then leads to the **Bb**. Then it's up to the D-struct **F** for the start of the lyrics:

**F**(D-struct) **Bb**(strum/pick...)

**F**(Dstruct) **Dm** (open)  
**C**(open) **F**(1st fret)  
 A lovestruck Romeo sings a streetsuss serenade

**F**(1st fret) **C**(open) **Dm**(open) **Bb**  
 Laying everybody low with the love song that he

made

**C**(barre 3rd fret) **Bb** **C**(3rd fret) **F**(1st fret)  
 Finds a streetlight Steps out of the shade, says something like

**Bb** **C**(3rd fret)  
 you and me, babe, how about it?

Then add that nice little riff:

**F**(1st fret) **C**(open) **Dm**(open)  
 Juliet says, "Hey, it's Romeo! you nearly gave me a heart attack!"

**C**(open) **F**(1st fret) **C**(open) **Dm**(open) **Bb**  
 He's underneath the window, she's singing "Hey la my boyfriend's back

**C**(3rd fret) **Bb** **C**(3rd fret) **F**(1st fret)  
 Shouldn't come around here, singing up at people like that

**Bb** **C**(3rd fret)  
 Anyway, what you gonna do about it?"  
**F**(1st fret) **C**(3rd fret) **Dm**(5th fret) **C**(3rd fret) **Bb**  
 Juliet the dice was loaded from the start

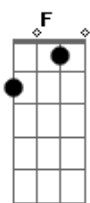
**C**(3rd fret) **F**(1st fret) **C**(3rd fret) **Dm**(5th fret) **C**(3rd fret) **Bb**  
 And I bet and you exploded into my heart

**C** **F** **C** **Bb** **Dm**(open) **Bb**  
 And I forget, I forget, the movie song

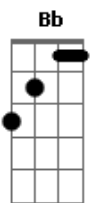
**Gm** **F** **Bb** **C** **B**  
**C** **F**  
 --3-- When you gonna realize it was just that the time was wrong, Juliet  
 --3--  
 --3--

And now you can do the downward sweep-picking on the **F**(1st fret) to get to the **Bb**, then pick up the E-string to get to the D-struct **F** again. That's about it (at least, that's as much as I'm able to do).

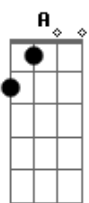
## Acordes



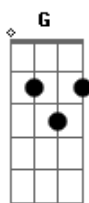
© ukulele-chords.com



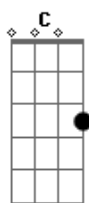
© ukulele-chords.com



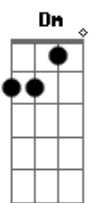
© ukulele-chords.com



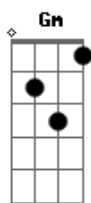
© ukulele-chords.com



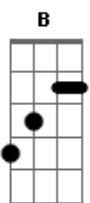
© ukulele-chords.com



© ukulele-chords.com



© ukulele-chords.com



© ukulele-chords.com