

Depeche Mode - Its No Good

Bass tuning (E A D G)

Tempo Q=99 (bpm)

4/4

Riff 1:

```

E E E S S S S E E E
|-----|
|-----1-----|
|-3-3-3-3-3-3--3-3-3-|
|-----|
  
```

Riff 2:

```

E E E E S S E E E
|-----|
|-----|
|-3-3-3-3-1-3-3-3-3-|
|-----|
  
```

Riff 3:

```

E E E E S S E E E
|-----|
|-----|
|-1-1-1-1-----|
|-----4-6-6-6-6-|
  
```

Riff 4:

```

E E E E E E E E
|-----|
|-----|
|-----|
|-4-4-4-4-4-4-4-4-|
  
```

Riff 5:

```

E E E E S S E E E
|-----|
|-----|
|-----|
|-4-4-4-4-4-6-6-6-6-|
  
```

Riff 6:

```

E E E E S S E E E
|-----|
|-----|
|-----|
|-8-8-8-8-6-8-8-8-8-|
  
```

Riff 7:

```

E E E E S S E E E
|-----|
|-----|
|-----|
|-6-6-6-6-4-6-6-6-6-|
  
```

Riff 8:

```

E E E E E E E E
|-----|
|-----|
|-----|
|-4-4-4-4-4-4-4-4-|
  
```

Riff 9 :

```

E E E S S S S E E E
|-----|
|-----|
|-----6-----|
|-8-8-8-8-8-8--8-8-8-|
  
```

Song structure:

Riff 1(x8)
Riff 2
Riff 3
Riff 4 {x1}
Riff 5
Riff 6
Riff 7

Riff 4
Riff 5 {x2}
Riff 6
Riff 7

Riff 4
Riff 5 {x1}
Riff 9(x12)
Riff 6

Riff 7
Riff 4 {x4}
Riff 5
Riff 6

Riff 7
Riff 4 {x1}
Riff 5
Riff 9(x24)

Riff 7
Riff 8
Riff 5
Riff 6 {x1}
Riff 7
Riff 4
Riff 5
Riff 9(x48)

Duration Legend

 - note tied to previous; . - note dotted; .. - note double dotted
 Uncapitalized letters represent notes that are staccato (1/2 duration)
 Irregular groupings are notated above the duration line
 Duration letters will always appear directly above the note/fret number it represents the
 duration for. Duration letters with no fret number below them represent rests. Multi-
 bar rests are notated in the form Wxn, where n is the number of bars to rest for. Low
 melody durations appear below the staff

Tablature Legend

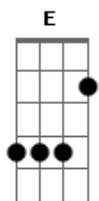
 h - hammer-on
 p - pull-off
 b - bend
 pb - pre-bend
 r - bend release (if no number after the r, then release immediately)
 /\ - slide into or out of (from/to "nowhere")
 s - legato slide
 S - shift slide
 n(n) - tapped harmonic
 ~ - vibrato
 tr - trill
 T - tap
 TP - trem. picking
 PM - palm muting
 \n/ - tremolo bar dip; n = amount to dip
 \n - tremolo bar down
 n/ - tremolo bar up
 /\n - tremolo bar inverted dip
 = - hold bend; also acts as connecting device for hammers/pulls

- volume swell (louder/softer)

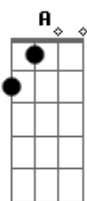
Misc Legend

| - bar
||o - repeat start
o|| - repeat end
: - bar (freetime)
& - Coda

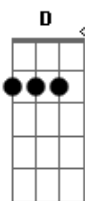
Acordes



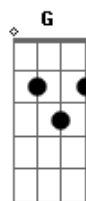
© ukulele-chords.com



© ukulele-chords.com



© ukulele-chords.com



© ukulele-chords.com