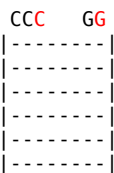


David Bowie - Blue Jean

Tom: **A**

Starts with chords:



The Verse Riff: (make an open **D** chord and use your pinky for the '3' on the first string when needed)

1. Blue Jean, I just met a girl named blue jean...
2. One day, I'm gonna write a poem and a letter...

CCC GG

First Saxophone fill (in case you're in one of those lame-o bands without a Saxophone ;))

1st Sax fill:

2nd Sax fill:
(slide up to the last note
and hold it as long as you can...
squeeze tight for sustain!)

Chorus:

(no leads here on the original version,
but I put some in as the song is kind of

boring with out them (and if you
don't have a sax in your band)

So I make my **Gbm** and **A** like this:

Gbm **A**
-2- -X-
-2- -2-
-2- -2-
-4- -2-
-4- -0-
-2- -X-

Use your first finger to make the **A** chord,
and you're right in position for some fills
using your **A** pentatonic MAJOR scale

Sometime I feel like...



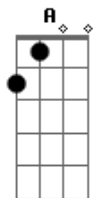
OK, now just repeat the Verse and Intro from above again,
but before the chorus use the second sax fill...

Now the bridge:

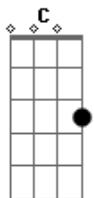
And back to the chorus..., and your done. Almost.

End on:

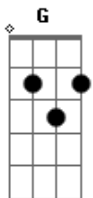
Acordes



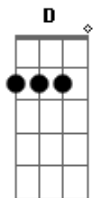
© ukulele-chords.com



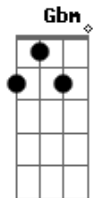
© ukulele-chords.com



© ukulele-chords.com



© ukulele-chords.com



© ukulele-chords.com