

Daniel Carrijo - A Rocha Eterna

tom:

Intro: G G G G

G D Em C
Oh, Oh, Oh
G D Em D C
Oh, Oh, Oh

[Verso]
G C
Eu achei um bom amigo
Em D
Em que posso confiar
G C
O seu nome é Jesus Cristo
Em D
Ele é filho de Deus, pai

[Pré-Refrão]
Am Bm
Livrou-me da escuridão
C D
E deu-me um novo coração

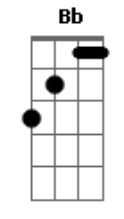
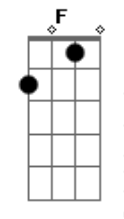
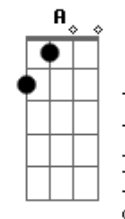
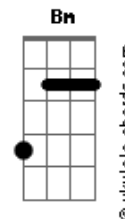
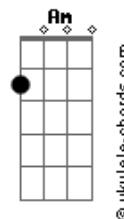
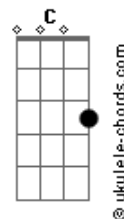
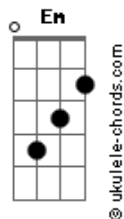
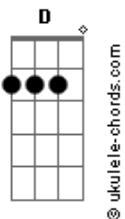
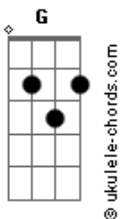
[Refrão]
G C D
Livre agora estou
G C D
Nas mãos do meu Salvador
Am C
Ele é digno de louvor
Em A
Coroado Rei, Senhor
F D
Cristo, a rocha eterna
Intro: G D Em C
Oh, Oh, Oh
G D Em D C
Oh, Oh, Oh

[Verso]
G C
Eu achei um bom amigo
Em D
Em que posso confiar
G C
O seu nome é Jesus Cristo
Em D
Ele é filho de Deus, pai

[Pré-Refrão]
Am Bm
Livrou-me da escuridão
C D
E deu-me um novo coração

[Refrão]
G C D
Livre agora estou
G C D
Nas mãos do meu Salvador
Am C
Ele é digno de louvor
Em A
Coroado Rei, Senhor

Acordes



F D
Cristo, a rocha eterna
G C D
Livre agora estou
G C D
Nas mãos do meu Salvador
Am C
Ele é digno de louvor
Em A
Coroado Rei, Senhor
F D
Cristo, a rocha eterna
[Solo]
C, D, Em, G
C, D, Em, G, Gadd9

[Ponte]
Em
Venho hoje entregar
Em Bm
Minha vida a Ti, Senhor
Em
Toda honra e toda glória
Em Bm
Seja dada a Ti, meu Deus

Em D
Venho hoje entregar
Am Bm
Minha vida a Ti, Senhor
Em D
Toda honra e toda glória
Am Bm
Seja dada a Ti, meu Deus
Bb C
Eu cantarei, eu cantarei
Eb F G
Eu cantarei, oh

[Refrão]
A D E
Livre agora estou
A D E
Nas mãos do meu Salvador
Bm D
Ele é digno de louvor
Gbm B
Coroado Rei, Senhor
G E
Cristo, a rocha eterna

A D E
Livre agora estou
A D E
Nas mãos do meu Salvador
Bm D
Ele é digno de louvor
Gbm B
Coroado Rei, Senhor
G E
Cristo, a rocha eterna
Intro: A E Gbm D
Oh, Oh, Oh
A E Gbm E D
Oh, Oh, Oh

Eb

© ukulele-chords.com

A 4-string ukulele fretboard diagram for the Eb chord. The strings are numbered 1 to 4 from top to bottom. Frets are numbered 1 to 4 from left to right. The chord is formed by pressing the 1st fret on strings 1, 2, and 3, and the 3rd fret on string 4.

E

© ukulele-chords.com

A 4-string ukulele fretboard diagram for the E chord. The strings are numbered 1 to 4 from top to bottom. Frets are numbered 1 to 4 from left to right. The chord is formed by pressing the 1st fret on strings 1, 2, and 3, and the 2nd fret on string 4.

Gbn

© ukulele-chords.com

A 4-string ukulele fretboard diagram for the Gbn chord. The strings are numbered 1 to 4 from top to bottom. Frets are numbered 1 to 4 from left to right. The chord is formed by pressing the 1st fret on strings 1 and 2, the 2nd fret on string 3, and the 3rd fret on string 4. A diamond symbol is located above the 4th fret on string 4.

B

© ukulele-chords.com

A 4-string ukulele fretboard diagram for the B chord. The strings are numbered 1 to 4 from top to bottom. Frets are numbered 1 to 4 from left to right. The chord is formed by pressing the 2nd fret on string 1, the 3rd fret on string 2, and the 4th fret on strings 3 and 4.

Gadd9

© ukulele-chords.com

A 4-string ukulele fretboard diagram for the Gadd9 chord. The strings are numbered 1 to 4 from top to bottom. Frets are numbered 1 to 4 from left to right. The chord is formed by pressing the 2nd fret on string 1, the 3rd fret on string 2, and the 2nd fret on string 4. The 1st fret on string 3 is open, indicated by a circle with a dot above the fret line.