

Cypress Hill - Whats Your Number

Tom: **A**

Tabbed by: **ORIOLESAZB**
Email: -----

Tuning: STANDARD**D**

HY**E** **K**IDS **T**HIS **I**S **A** **G**REAT **S**ONG **A**ND **W**HEN **I** **F**OUND **T**H**E**R**E** **W**AS **N**O
TAB **I** **D**ECID**E**D **2** **M**AKE
EFFECTS **I**N **T**HIS **S**ONG **A**RE **K**IND**A** **W**EIRD **S**O **I**F **I**M **N**OT **R**IGHT **I**N **M**Y
SEL**E**
Intro: - TOUCH WAH EFFECT...DONT HOLL**D** DOWN NOTES JUST PLACE
YOUR FINGERS ON THE**E** NOTES
PLAY RYTHMICALLY.

REPEAT THIS 8 TIMES

```
e|-3-3-3|
B|-3-3-3|
G|-3-3-3|
D|-----|
A|-----|
E|-----|
```

VERSE: DIRTY EFFECT/LIGHT DISTORTION

REPEAT 10 TIMES

CHORUS: HEAVEY DISTORTION

REPEAT 2 TIMES

BRIDGE:MEDIUM REVER**B**

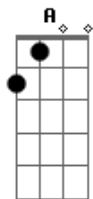
ORDER!

Intro: VERSE
CHORUS
VERSE
CHORUS
BRIDGE
VERSE
CHORUS

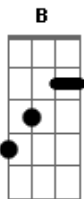
THATS IT! GREAT SONG...I THINK ITS 100%! SEND ME COMMENTS!

| / slide up
| \ slide down
| h hammer-on

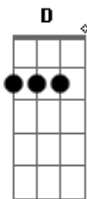
Acordes



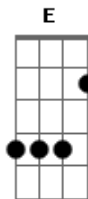
© ukulele-chords.com



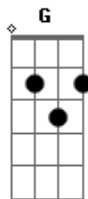
© ukulele-chords.com



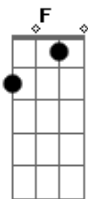
© ukulele-chords.com



© ukulele-chords.com



© ukulele-chords.com



© ukulele-chords.com