

Celso Fonseca e Ronaldo Bastos - Slow motion bossa nova

tom: G
(Música usada para a propaganda da Gisele Bündchen)

Intro: | Am7 | D7 Dm7 | C7M | A7 A7(5#) |
| Am7 | D7 Dm7 | C7M | A7(5#) |

Am7 D7
You are so good to me
Dm7 C7M
and your love is the inspiration
A7(5#)

that i need
Am7 D7
Writting songs for you
Dm7 C7M Gm7 C7
is the way i find to thank you for this

Am7
Face to music, dance to the music
D7 Dm7
Now i hear the sound of music
Em7
and your kisses take it closer
A7 A7(5#)
to perfection

Am7
You are beyond the imagination
D7
you we're the dream team
Dm7 C7M A7(5#)

you are so good to me
Am7 D7
you are so good to me
Dm7 C7M
and i hope to give you back
A7(5#)

the piece of light
Am7 D7
that you give to me
Dm7 C7M
and it feels like bossa nova
Gm7 C7

by Jobim
Am7
The solution to my dilema
D7 Dm7
you are my girl from Ipanema
Em7
inspiration for my samba
A7 A7(5#)
in slow motion

Am7
you are the top, you are my devotion
D7 Dm7 C7M A7(5#)
my slow motion bossa nova dream

| Am7 | D7 Dm7 | C7M | A7(5#) | (instrumental)
| Am7 | D7 Dm7 | C7M | Gm7 |

Am7
Face to music, dance to the music
D7 Dm7
Now i hear the sound of music
Em7
and your kisses take it closer
A7 A7(5#)
to perfection

Am7
You are beyond the imagination
D7
you we're the dream team
Dm7 C7M A7(5#)

you are so good to me
Am7 D7
you are so good to me
Dm7 C7M
and i hope to give you back
A7(5#)

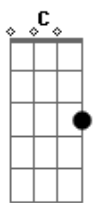
the piece of light
Am7 D7
that you give to me
Dm7 C7M
and it feels like bossa nova
Gm7 C7
by Jobim
Am7
The solution to my dilema
D7 Dm7
you are my girl from Ipanema
Em7
inspiration for my samba
A7 A7(5#)
in slow motion
Am7
you are the top, you are my devotion
D7 Dm7 C7M A7(5#)
my slow motion bossa nova dream
Am7
The solution to my dilema
D7 Dm7
you are my girl from Ipanema
Em7
inspiration for my samba
A7 A7(5#)
in slow motion
Am7
you are the top, you are my devotion
D7 Dm7 C7M A7(5#)
my slow motion bossa nova dream

[: C7M | C :| [repete esses acordes até o final,
instrumental]
(instrumental) [20 compassos em fade out.
]

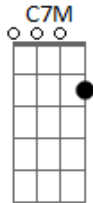
no 5 compasso entra a bateria e logo o contrabaixo.
Ja no 6 compasso entra a intro. As barras "| |"
dividem os compassos.
Outro aspecto importante é a divisão harmônica, na
parte do C7M e o A7(5#) a divisão se da assim:
| Am7 | D7 Dm7 | C7M | C7M A7(5#) |
Ou seja, o C7M fica por 1 compasso e meio, assim
o A7(5#) fica apenas 1/2 compasso servindo como
passagem |
devolta ao Am7 pertencente à tonalidade da música.
Quando aparece o Gm7, ele ocupa o lugar do meio
compasso |
do C7M, ou seja, divide um compasso com o A7(5#).
Na introdução e no meio instrumental, a divisão
harmônica |
é comum, um compasso para cada acorde.
Os acordes A7 e A7(5#) compartilhem um compasso,
sempre que aparecerem.

Tirei também uma parte pequena do contrabaixo que eu gostei da melodia, é simples, mais vale a pena escutar bem (aos 2:53s da música).

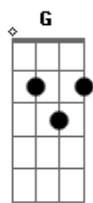
Acordes



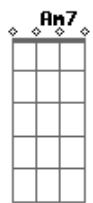
© ukulele-chords.com



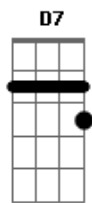
© ukulele-chords.com



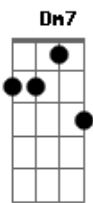
© ukulele-chords.com



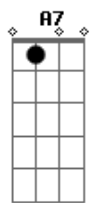
© ukulele-chords.com



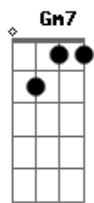
© ukulele-chords.com



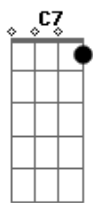
© ukulele-chords.com



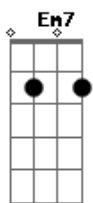
© ukulele-chords.com



© ukulele-chords.com



© ukulele-chords.com



© ukulele-chords.com