

Cake - Rock N Roll Lifestyle

Tom: C

The first part of this song goes like this:

h = hammer
 p = pull off
 \ = slide
 = mute notes after playing

E A B A G Gb A B

(The transition between the **G Gb** and **A**

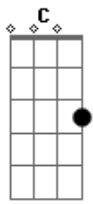
here is faster)

I think I have most of the faster part down. Some parts of it may be off. Let me know you all have any improvements and what not. Happy playing.

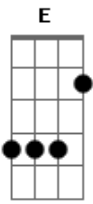
After that, you just hit back on the main riff. I know there's more to the song, but all i've got for now. Peace out.

-The Drizzle

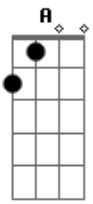
Acordes



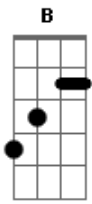
© ukulele-chords.com



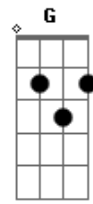
© ukulele-chords.com



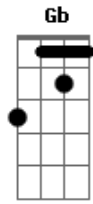
© ukulele-chords.com



© ukulele-chords.com



© ukulele-chords.com



© ukulele-chords.com